



**World Mixed Doubles Qualification Event 2022  
Dumfries, Scotland**

**18 - 26 November 2022**

**RESULTS BOOK**

## Final Standings

Rank	Team	Players	Gender	Group Rank	DSC
1	AUT - Austria	AUGUSTIN Hannah REICHEL Martin SCHROEDER Bjoern	F M C		
1	ESP - Spain	OTAEGI Oihane UNANUE Mikel WILLS David	F M C		
3	NED - Netherlands	BOMAS Lisenka GOESGENS Wouter LEIBBRANDT Shari	F M C		
3	TUR - Türkiye	YILDIZ Dilsat CAKIR Bilal Omer GULTEKIN Mehmet	F M C		
5	FIN - Finland	IMMONEN Lotta SIPILA Markus -	F M C		
5	NZL - New Zealand	SMITH Courtney HOOD Anton RAMSAY David	F M C		
7	CHN - China	SU Tingyu LI Menghua LI Guangxu	F M C		
7	FRA - France	SHEVCHUK Kseniya MERCIER Eddy MERCIER Thierry	F M C		
9	LAT - Latvia	BARONE Daina VEIDEMANIS Arnis -	F M C	B3	65.23 cm
10	KAZ - Kazakhstan	KOLYKHALOVA Yekaterina ZHUMAGOZHA Adil HARDER Armin	F M C	C3	69.07 cm
11	TPE - Chinese Taipei	CHOU Amanda LIU Brendon LIN Ting-Li	F M C	A3	90.74 cm
12	HKG - Hong Kong	HUNG Ling-Yue CHANG Jason COLLINS Rick	F M C	D3	96.42 cm
13	UKR - Ukraine	KOTOVA Anastasiia NIKOLOV Eduard LILL Erkki	F M C	D4	61.28 cm
14	LTU - Lithuania	JURKUTE Mintaute RYMEIKIS Paulius -	F M C	A4	70.19 cm

## Final Standings

Rank	Team	Players	Gender	Group Rank	DSC
15	POL - Poland	WALCZAK Adela AUGUSTYNIAK Andrzej -	F M C	B4	71.83 cm
16	SLO - Slovenia	JERE Lea ZELINKA Gaber Bor ZELINKA Urban	F M C	C4	84.39 cm
17	IRL - Ireland	FYFE Alison WILSON John McCROSSAN Eoin	F M C	B5	69.13 cm
18	GUY - Guyana	HUSSAIN Farzana HUSAIN Rayad -	F M C	C5	79.86 cm
19	WAL - Wales	BEEVER Laura COOMBS Garry POUGHER Richard	F M C	A5	91.16 cm
20	SVK - Slovakia	MAKOVNIKOVA Slavka PITONAK Frantisek -	F M C	D5	106.01 cm
21	MEX - Mexico	PEREZ ANZURES Angelica COHEN Ramy GALLAUGHER Robbie	F M C	B6	82.91 cm
22	POR - Portugal	GALE SEIXEIRO April SEIXEIRO Steve SIMPSON Fiona	F M C	A6	86.46 cm
23	NGR - Nigeria	COLE Susana COLE T.J. GUMLEY Vicky	F M C	C6	116.79 cm
24	CRO - Croatia	BESTAK Petra PUFNIK Neven -	F M C	D6	180.84 cm
25	ROU - Romania	TRAILA Iulia COLIBAN Allen -	F M C	B7	66.14 cm
26	IND - India	PATEL Richa RAJU P. N. -	F M C	A7	86.97 cm

**Note:**  
Team members are identified as follows:  
**F** = Female, **M** = Male, **C** = Coach

**Top 4 teams are qualified for the World Mixed Doubles Curling Championship 2023 in Gangneung, Korea**

**After Play-off Games 9 - 10**

**Competition Summary**

Session	Date Time	Sheet A	Sheet B	Sheet C	Sheet D	Sheet E	Sheet F
Session 1	2 DEC 17:15	HKG 6-3 SVK	GUY 2-7 KAZ	AUT 3-13 FIN			CRO L-W ESP
Session 2	2 DEC 20:30	CHN 12-2 IND	NZL 8-7 IRL	POR 2-6 WAL	POL 5-9 NED	LTU 5-6 TPE	MEX 12-6 ROU
Session 3	3 DEC 9:00	AUT 9-1 KAZ		UKR 4-8 TUR	SLO 11-6 NGR	CRO 1-12 SVK	
Session 4	3 DEC 12:30	LTU 8-5 WAL	NED 4-8 NZL	CHN 10-4 TPE	LAT 7-3 POL	POR 3-5 FRA	ROU 7-8 IRL
Session 5	3 DEC 16:00	NGR 2-7 FIN	ESP 11-3 UKR		GUY 2-8 AUT		TUR 11-4 HKG
Session 6	3 DEC 19:30	IND 4-8 POR	POL 11-0 ROU	WAL 7-8 <sup>EE</sup> FRA	MEX 3-13 IRL	CHN 13-3 LTU	LAT 3-8 NED
Session 7	4 DEC 9:00	LAT 4-7 NZL	IND 1-11 FRA	POL 15-2 MEX	LTU 11-3 POR	NED 8-6 <sup>EE</sup> ROU	TPE 7-6 WAL
Session 8	4 DEC 12:30			KAZ 8-6 SLO	ESP 10-3 HKG	FIN 9-0 GUY	SVK 5-7 UKR
Session 9	4 DEC 16:00	IRL 5-6 POL	WAL 3-4 CHN	ROU 3-11 LAT	TPE 9-5 IND	NZL 7-1 MEX	FRA 6-4 LTU
Session 10	4 DEC 19:30	TUR 14-0 CRO	AUT 11-2 NGR	ESP 10-2 SVK	FIN 10-7 KAZ	HKG 8-6 UKR	GUY 6-12 SLO
Session 11	5 DEC 9:00	FRA 8-5 TPE	MEX 6-8 LAT	IRL 2-9 NED	ROU 2-11 NZL	WAL 7-5 IND	POR 5-7 CHN
Session 12	5 DEC 12:30		FIN 13-0 SLO	HKG 12-3 CRO		TUR 5-9 ESP	KAZ 10-4 NGR
Session 13	5 DEC 16:00	NED 12-2 MEX	TPE 7-9 POR	IND 2-7 LTU	FRA 6-8 CHN	IRL 4-6 LAT	NZL 8-3 POL
Session 14	5 DEC 19:30		SVK 5-9 TUR	NGR 9-13 GUY	UKR 17-2 CRO	SLO 2-7 AUT	
Play-off 1-4	6 DEC 10:00		AUT 13-10 <sup>EE</sup> CHN	NED 7-6 FIN	NZL 7-9 TUR	FRA 2-9 ESP	
Play-off 5-8	6 DEC 15:00		FIN 10-4 FRA	AUT 9-3 TUR	ESP 9-7 NED	CHN 5-6 NZL	
Play-off 9-10	7 DEC 10:00			NED 8-7 <sup>EE</sup> NZL	FIN 5-6 TUR		

**Standings after Round Robin**

Group A					Group B				
Rank	Team	Games	Wins	Losses	Rank	Team	Games	Wins	Losses
1	CHN - China	6	6	0 Q	1	NZL - New Zealand	6	6	0 Q
2	FRA - France	6	5	1 Q	2	NED - Netherlands	6	5	1 Q
3	TPE - Chinese Taipei	6	3	3 w1	3	LAT - Latvia	6	4	2
4	LTU - Lithuania	6	3	3 w0	4	POL - Poland	6	3	3
5	WAL - Wales	6	2	4 w1	5	IRL - Ireland	6	2	4
6	POR - Portugal	6	2	4 w0	6	MEX - Mexico	6	1	5
7	IND - India	6	0	6	7	ROU - Romania	6	0	6

Group C					Group D				
Rank	Team	Games	Wins	Losses	Rank	Team	Games	Wins	Losses
1	FIN - Finland	5	5	0 Q	1	ESP - Spain	5	5	0 Q
2	AUT - Austria	5	4	1 Q	2	TUR - Türkiye	5	4	1 Q
3	KAZ - Kazakhstan	5	3	2	3	HKG - Hong Kong	5	3	2
4	SLO - Slovenia	5	2	3	4	UKR - Ukraine	5	2	3
5	GUY - Guyana	5	1	4	5	SVK - Slovakia	5	1	4
6	NGR - Nigeria	5	0	5	6	CRO - Croatia	5	0	5

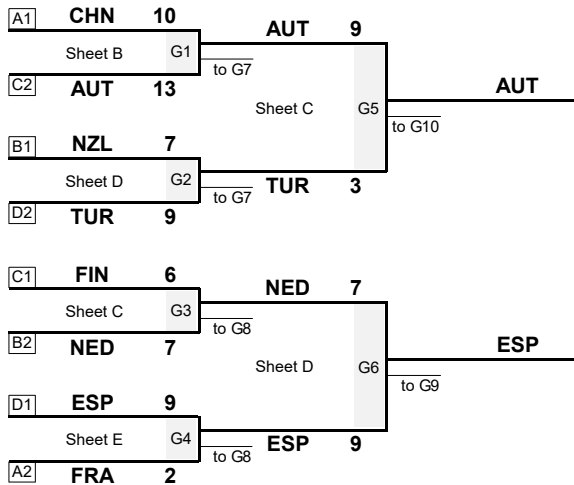
## Competition Summary

### Merged Group Standings

Rank Team	Round Robin Results		Rank Team	Round Robin Results		Rank Team	Round Robin Results				
	Group Rank	DSC		Group Rank	DSC		Group Rank	DSC			
1 ESP - Spain	D	1	39.19cm	10 KAZ - Kazakhstan	C	3	69.07cm	19 WAL - Wales	A	5	91.16cm
2 NZL - New Zealand	B	1	57.22cm	11 TPE - Chinese Taipei	A	3	90.74cm	20 SVK - Slovakia	D	5	106.01cm
3 CHN - China	A	1	72.50cm	12 HKG - Hong Kong	D	3	96.42cm	21 MEX - Mexico	B	6	82.91cm
4 FIN - Finland	C	1	75.96cm	13 UKR - Ukraine	D	4	61.28cm	22 POR - Portugal	A	6	86.46cm
5 NED - Netherlands	B	2	35.51cm	14 LTU - Lithuania	A	4	70.19cm	23 NGR - Nigeria	C	6	116.79cm
6 AUT - Austria	C	2	58.31cm	15 POL - Poland	B	4	71.83cm	24 CRO - Croatia	D	6	180.84cm
7 FRA - France	A	2	63.69cm	16 SLO - Slovenia	C	4	84.39cm	25 ROU - Romania	B	7	66.14cm
8 TUR - Türkiye	D	2	69.38cm	17 IRL - Ireland	B	5	69.13cm	26 IND - India	A	7	86.97cm
9 LAT - Latvia	B	3	65.23cm	18 GUY - Guyana	C	5	79.86cm				

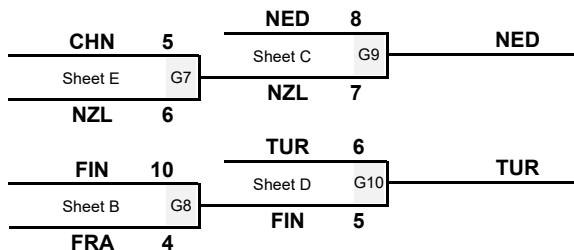
### Play-offs Bracket

#### A-Road



Qualified for the  
World Mixed Doubles Curling Championship 2023  
in Gangneung, Korea

#### B-Road



Qualified for the  
World Mixed Doubles Curling Championship 2023  
in Gangneung, Korea

Legend:					
EE	Extra End	L	Loss	Q	Qualified for the play-offs
W	Win	wn	Number of wins (n) against tied teams		

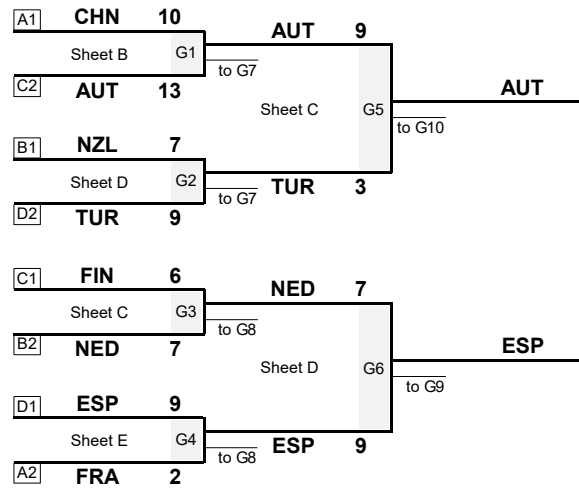


**Session Results and Standings**

Sheet	Game	Team	LSFE	1	2	3	4	5	6	7	8	Extra	Ends	Total
C	9	NED - Netherlands		0	2	0	2	1	1	1	0	1		8
	9	NZL - New Zealand	*	1	0	4	0	0	0	0	2	0		7
D	8	FIN - Finland		0	0	2	1	2	0	0	0			5
	8	TUR - Türkiye	*	1	2	0	0	0	1	1	1			6

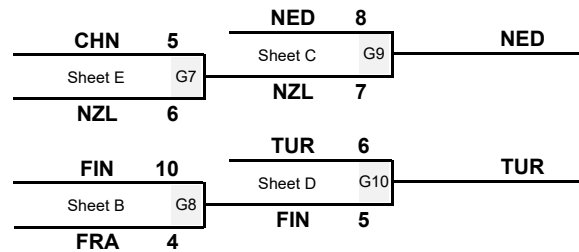
**Play-offs Bracket**

**A-Road**



Qualified for the  
World Mixed Doubles Curling Championship 2023  
in Gangneung, Korea

**B-Road**



Qualified for the  
World Mixed Doubles Curling Championship 2023  
in Gangneung, Korea

**Legend:**  
 Power Play  
 LSFE(\*) Last Stone First End



**WMDQE 2022**  
Dumfries, Scotland

**World Mixed Doubles Qualification Event 2022**  
Dumfries Ice Bowl



WED 7 DEC 2022  
Start Time 10:00

**Play-off Game 9**

## Game Results

Sheet	Game	Team	LSFE	1	2	3	4	5	6	7	8	Extra	Ends	Total
C	9	NED - Netherlands		0	2	0	2	1	1	1	0	1		8
	9	NZL - New Zealand	*	1	0	4	0	0	0	0	2	0		7

### NED - Netherlands

F BOMAS Lisenka  
M GOESGENS Wouter

Time remaining: 2 minutes 35 seconds  
0 minutes 41 seconds (after extra end)

### NZL - New Zealand

F SMITH Courtney  
M HOOD Anton

Time remaining: 0 minutes 41 seconds  
0 minutes 53 seconds (after extra end)

Power Play: End 6

**Note:**  
Team members are identified as follows:  
F = Female, M = Male

**Legend:**  
 Power Play      **LSFE(\*)** Last Stone First End





### Scoring Analysis

Team	Games	LSFE	Stolen Ends	Last Stone Eff.	PP Eff.	Points Scored						Total	Plus / Minus
						0	1	2	3	4	>4		
FIN	For	4	24	47%	50%	0	15	16	5	0	2	73	+44
	Against	4	5			1	10	5	3	0	0	29	
ESP	For	7	13	63%	67%	0	10	9	1	3	3	58	+36
	Against	0	6			0	9	5	1	0	0	22	
AUT	For	3	17	56%	0%	0	11	10	8	0	1	60	+27
	Against	4	5			0	7	7	1	1	1	33	
CHN	For	5	11	65%	75%	0	11	14	3	4	1	69	+27
	Against	3	4			2	12	11	1	0	1	42	
NZL	For	5	18	52%	86%	0	19	16	2	3	0	69	+26
	Against	4	7			0	17	7	4	0	0	43	
NED	For	6	15	45%	17%	0	23	12	1	3	2	72	+24
	Against	3	7			0	15	9	2	1	1	48	
TUR	For	4	19	40%	57%	0	15	13	5	1	1	65	+22
	Against	4	9			0	7	13	2	1	0	43	
POL	For	3	8	35%	0%	0	11	5	1	1	3	43	+12
	Against	3	10			0	15	6	0	1	0	31	
LAT	For	2	11	39%	60%	0	13	7	4	0	0	39	+8
	Against	4	5			0	11	6	1	0	1	31	
FRA	For	2	13	35%	25%	1	15	8	5	1	0	50	+3
	Against	6	10			0	15	12	1	0	1	47	
LTU	For	4	9	36%	50%	0	11	9	3	0	0	38	+3
	Against	2	8			1	10	4	3	2	0	35	
UKR	For	4	8	37%	80%	0	10	6	0	1	2	37	+3
	Against	1	8			0	10	4	0	4	0	34	
KAZ	For	4	9	22%	75%	0	12	3	5	0	0	33	+2
	Against	1	7			0	11	1	4	0	1	31	
HKG	For	1	7	33%	50%	0	10	4	1	3	0	33	0
	Against	4	7			0	10	6	2	0	1	33	
IRL	For	2	4	33%	50%	0	11	3	2	4	0	39	0
	Against	4	8			0	13	8	2	1	0	39	
WAL	For	2	10	40%	33%	2	15	8	1	0	0	34	0
	Against	4	6			0	12	8	2	0	0	34	
TPE	For	4	9	33%	100%	0	14	6	4	0	0	38	-5
	Against	2	9			0	8	7	4	1	1	43	
SVK	For	2	5	29%	25%	0	6	5	1	2	0	27	-6
	Against	3	12			0	15	5	1	0	1	33	
SLO	For	2	9	13%		0	7	4	2	1	1	31	-9
	Against	3	10			0	9	2	6	1	1	40	
POR	For	3	8	12%	25%	0	10	5	2	1	0	30	-10
	Against	3	15			0	16	6	4	0	0	40	

## Scoring Analysis

Team	Games	LSFE	Stolen Ends	Last Stone Eff.	PP Eff.	Points Scored						Total	Plus / Minus
						0	1	2	3	4	>4		
GUY	For	3	1	25%	40%	0	2	3	2	1	1	23	-22
	Against	2	16			0	12	8	2	0	2	45	
NGR	For	1	1	16%	67%	0	8	1	1	0	2	23	-29
	Against	4	14			0	8	10	5	1	1	52	
IND	For	3	3	12%	20%	1	9	2	2	0	0	19	-35
	Against	3	15			0	12	8	6	2	0	54	
MEX	For	5	4	20%	17%	0	9	3	1	2	0	26	-35
	Against	1	14			0	10	5	2	5	3	61	
ROU	For	1	3	30%	33%	0	8	5	2	0	0	24	-37
	Against	5	11			0	11	8	3	5	1	61	
CRO	For	0	0	6%		0	4	1	0	0	0	6	-49
	Against	5	11			0	4	7	2	5	2	55	
<b>Total</b>	<b>82</b>		<b>239</b>			<b>4</b>	<b>289</b>	<b>178</b>	<b>64</b>	<b>31</b>	<b>19</b>	<b>1'059</b>	

**Note:**

Stolen ends are the ends won without the last stone advantage.  
Last Stone Efficiency: Scoring two or more points with last stone advantage.  
Power Play Efficiency: Scoring two or more points by the team calling a Power Play.

**Legend:**

**>4** More than four points scored      **Eff.** Efficiency      **LSFE** Last Stone First End  
**PP** Power Play

## Summary of Big Ends

Points Scored	By	Against	Session	End	Game Result
6	FIN - Finland	KAZ - Kazakhstan	10	6	10 : 7
6	SLO - Slovenia	GUY - Guyana	10	3	12 : 6
6	UKR - Ukraine	CRO - Croatia	14	1	17 : 2
5	ESP - Spain	NED - Netherlands	PO2	7	9 : 7
5	ESP - Spain	FRA - France	PO1	1	9 : 2
5	ESP - Spain	SVK - Slovakia	10	1	10 : 2
5	POL - Poland	MEX - Mexico	7	6	15 : 2
5	POL - Poland	MEX - Mexico	7	4	15 : 2
5	POL - Poland	ROU - Romania	6	1	11 : 0
5	NED - Netherlands	MEX - Mexico	13	4	12 : 2
5	NED - Netherlands	LAT - Latvia	6	1	8 : 3
5	NGR - Nigeria	GUY - Guyana	14	5	9 : 13
5	NGR - Nigeria	SLO - Slovenia	3	7	6 : 11
5	AUT - Austria	CHN - China	PO1	6	13 : 10
5	CHN - China	TPE - Chinese Taipei	4	3	10 : 4
5	FIN - Finland	AUT - Austria	1	1	13 : 3
5	GUY - Guyana	NGR - Nigeria	14	6	13 : 9
5	TUR - Türkiye	HKG - Hong Kong	5	1	11 : 4
5	UKR - Ukraine	CRO - Croatia	14	4	17 : 2
4	CHN - China	AUT - Austria	PO1	5	10 : 13
4	CHN - China	LTU - Lithuania	6	5	13 : 3
4	CHN - China	LTU - Lithuania	6	3	13 : 3
4	CHN - China	IND - India	2	1	12 : 2
4	IRL - Ireland	MEX - Mexico	6	6	13 : 3
4	IRL - Ireland	MEX - Mexico	6	4	13 : 3
4	IRL - Ireland	MEX - Mexico	6	2	13 : 3
4	IRL - Ireland	ROU - Romania	4	3	8 : 7
4	ESP - Spain	TUR - Türkiye	12	7	9 : 5
4	ESP - Spain	UKR - Ukraine	5	4	11 : 3
4	ESP - Spain	UKR - Ukraine	5	1	11 : 3
4	HKG - Hong Kong	CRO - Croatia	12	3	12 : 3
4	HKG - Hong Kong	CRO - Croatia	12	1	12 : 3
4	HKG - Hong Kong	UKR - Ukraine	10	6	8 : 6
4	NED - Netherlands	MEX - Mexico	13	6	12 : 2
4	NED - Netherlands	IRL - Ireland	11	1	9 : 2
4	NED - Netherlands	POL - Poland	2	7	9 : 5
4	NZL - New Zealand	NED - Netherlands	PO3	3	7 : 8
4	NZL - New Zealand	ROU - Romania	11	3	11 : 2

## Summary of Big Ends

Points Scored	By	Against	Session	End	Game Result
4	NZL - New Zealand	ROU - Romania	11	1	11: 2
4	MEX - Mexico	ROU - Romania	2	6	12: 6
4	MEX - Mexico	ROU - Romania	2	4	12: 6
4	SVK - Slovakia	UKR - Ukraine	8	6	5: 7
4	SVK - Slovakia	CRO - Croatia	3	4	12: 1
4	FRA - France	IND - India	7	5	11: 1
4	GUY - Guyana	SLO - Slovenia	10	6	6: 12
4	POL - Poland	MEX - Mexico	7	1	15: 2
4	POR - Portugal	TPE - Chinese Taipei	13	3	9: 7
4	SLO - Slovenia	NGR - Nigeria	3	3	11: 6
4	TUR - Türkiye	CRO - Croatia	10	1	14: 0
4	UKR - Ukraine	CRO - Croatia	14	6	17: 2

**Note:**  
Big ends are defined as ends with a score of four or more points.

**Legend:**  
**PO1** Play-off Games 1-4                      **PO2** Play-off Games 5-8                      **PO3** Play-off Games 9-10



### Power Play Analysis

Team	Games	Number of Power Plays	Points Scored in Power Play							Total	Average Score in Power Play
			<0	0/X	1	2	3	4	>4		
ESP	7	3	0	0	1	0	0	1	1	10	+3.3
NGR	5	3	0	0	1	0	1	0	1	9	+3.0
TPE	6	5	0	0	0	2	3	0	0	13	+2.6
KAZ	5	4	0	0	1	0	3	0	0	10	+2.5
FIN	8	5	1	1	1	1	0	0	1	8	+2.0
UKR	5	5	1	0	0	3	0	0	1	10	+2.0
LAT	6	5	0	0	2	2	1	0	0	9	+1.8
CHN	8	5	0	1	1	3	0	0	0	7	+1.8
NZL	9	7	1	0	0	5	1	0	0	12	+1.7
TUR	8	7	0	0	3	3	1	0	0	12	+1.7
NED	9	6	1	0	4	0	0	1	0	7	+1.2
LTU	6	4	1	0	1	2	0	0	0	4	+1.0
IRL	6	6	3	0	0	2	0	1	0	5	+0.8
GUY	5	5	2	0	1	1	0	0	1	4	+0.8
HKG	5	4	1	0	1	2	0	0	0	3	+0.8
IND	6	5	1	1	2	0	1	0	0	3	+0.6
POR	6	5	2	1	1	0	1	0	0	2	+0.5
ROU	6	6	2	0	2	1	1	0	0	3	+0.5
AUT	7	3	1	0	2	0	0	0	0	1	+0.3
WAL	6	3	1	0	1	1	0	0	0	1	+0.3
FRA	8	6	2	2	1	1	0	0	0	0	0.0
SVK	5	4	3	0	0	0	0	1	0	0	0.0
MEX	6	6	3	0	2	0	0	1	0	-3	-0.5
POL	6	4	3	0	1	0	0	0	0	-2	-0.5



### Power Play Analysis

Team	Games	Number of Power Plays	Points Scored in Power Play							Average Score in Power Play	
			<0	0/X	1	2	3	4	>4		
CRO	5	0	0	0	0	0	0	0	0	0	
SLO	5	1	0	0	0	0	0	0	0	0	
Total	82	117	29	6	29	29	13	5	5	128	+1.2

**Note:**  
Power Play can be used once per game by each team and only when the team has the last stone advantage. Power Play cannot be used in extra ends.

**Legend:**  
<0 Ends scored by the opponent team      >4 More than four points scored      X Unfinished end due to concession

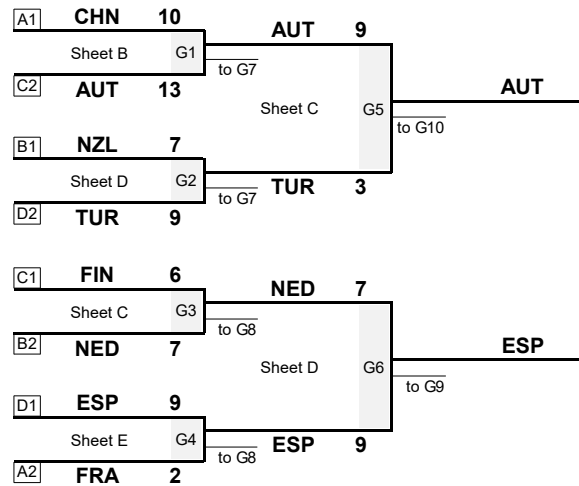


### Session Results and Standings

Sheet	Game	Team	LSFE	1	2	3	4	5	6	7	8	Extra Ends	Total
B	7	FIN - Finland	*	3	0	0	1	0	2	2	2		10
	8	FRA - France		0	3	1	0	0	0	0	0		4
C	7	AUT - Austria	*	2	2	3	0	0	2	X	X		9
	7	TUR - Türkiye		0	0	0	2	1	0	X	X		3
D	7	ESP - Spain	*	0	2	0	0	2	0	5	0		9
	8	NED - Netherlands		1	0	1	1	0	3	0	1		7
E	8	CHN - China	*	1	0	2	1	0	0	1	0		5
	8	NZL - New Zealand		0	1	0	0	2	1	0	2		6

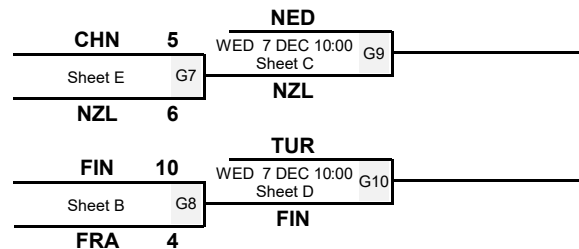
### Play-offs Bracket

#### A-Road



Qualified for the  
World Mixed Doubles Curling Championship 2023  
in Gangneung, Korea

#### B-Road



Qualified for the  
World Mixed Doubles Curling Championship 2023  
in Gangneung, Korea

<b>Legend:</b>	<input type="checkbox"/> Power Play	<b>LSFE(*)</b> Last Stone First End	<b>X</b> Unplayed/unfinished end due to concession
----------------	-------------------------------------	-------------------------------------	--



TUE 6 DEC 2022  
Start Time 15:00

**Play-off Game 8**

**Game Results**

Sheet	Game	Team	LSFE	1	2	3	4	5	6	7	8	Extra Ends	Total
<b>B</b>	7	FIN - Finland	*	3	0	0	1	0	2	2	2		10
	8	FRA - France		0	3	1	0	0	0	0	0		4

FIN - Finland	
F	IMMONEN Lotta
M	SIPILA Markus

FRA - France	
F	SHEVCHUK Kseniya
M	MERCIER Eddy

Last Stone Draw		Distance
↻	SIPILA Markus	9.3cm
↺	IMMONEN Lotta	92.9cm
<b>Total</b>		<b>102.2cm</b>

Last Stone Draw		Distance
↻	MERCIER Eddy	30.2cm
↺	SHEVCHUK Kseniya	139.9cm
<b>Total</b>		<b>170.1cm</b>

Time remaining: 1 minute 9 seconds

Power Play: End 6

Time remaining: 0 minutes 44 seconds

Power Play: End 7

**Note:**  
Team members are identified as follows:  
F = Female, M = Male

**Legend:**  
 Power Play                      ↻ Clockwise                      ↺ Counter-clockwise  
**LSFE(\*)** Last Stone First End





WMDQE 2022  
Dumfries, Scotland

World Mixed Doubles Qualification Event 2022  
Dumfries Ice Bowl



TUE 6 DEC 2022  
Start Time 15:00

Play-off Game 5

### Game Results

Sheet	Game	Team	LSFE	1	2	3	4	5	6	7	8	Extra Ends	Total
C	7	AUT - Austria	*	2	2	3	0	0	2	X	X		9
	7	TUR - Türkiye		0	0	0	2	1	0	X	X		3

AUT - Austria	
F	AUGUSTIN Hannah
M	REICHEL Martin

TUR - Türkiye	
F	YILDIZ Dilsat
M	CAKIR Bilal Omer

Last Stone Draw	Distance
↻ REICHEL Martin	26.9cm
↻ AUGUSTIN Hannah	44.1cm
<b>Total</b>	<b>71.0cm</b>

Last Stone Draw	Distance
↻ YILDIZ Dilsat	60.7cm
↻ CAKIR Bilal Omer	89.4cm
<b>Total</b>	<b>150.1cm</b>

Time remaining: 4 minutes 22 seconds

Time remaining: 3 minutes 44 seconds

Power Play: End 4

**Note:**  
Team members are identified as follows:  
F = Female, M = Male

**Legend:**  
 Power Play      ↻ Clockwise      ↺ Counter-clockwise  
LSFE(\*) Last Stone First End      X Unplayed/unfinished end due to concession



**WMDQE 2022**  
Dumfries, Scotland

**World Mixed Doubles Qualification Event 2022**  
Dumfries Ice Bowl



TUE 6 DEC 2022  
Start Time 15:00

Play-off Game 6

### Game Results

Sheet	Game	Team	LSFE	1	2	3	4	5	6	7	8	Extra	Ends	Total
D	7	ESP - Spain	*	0	2	0	0	2	0	5	0			9
	8	NED - Netherlands		1	0	1	1	0	3	0	1			7

ESP - Spain	
F	OTAEGI Oihane
M	UNANUE Mikel

NED - Netherlands	
F	BOMAS Lisenka
M	GOESGENS Wouter

Last Stone Draw		Distance
↻	OTAEGI Oihane	25.2cm
↻	UNANUE Mikel	31.6cm
<b>Total</b>		<b>56.8cm</b>

Last Stone Draw		Distance
↻	BOMAS Lisenka	10.7cm
↻	GOESGENS Wouter	49.6cm
<b>Total</b>		<b>60.3cm</b>

Time remaining: 0 minutes 31 seconds

Power Play: End 7

Time remaining: 0 minutes 42 seconds

Power Play: End 8

**Note:**  
Team members are identified as follows:  
F = Female, M = Male

**Legend:**  
 Power Play                      ↻ Clockwise                      ↺ Counter-clockwise  
**LSFE(\*)** Last Stone First End



**WMDQE 2022**  
Dumfries, Scotland

**World Mixed Doubles Qualification Event 2022**  
Dumfries Ice Bowl



TUE 6 DEC 2022  
Start Time 15:00

**Play-off Game 7**

### Game Results

Sheet	Game	Team	LSFE	1	2	3	4	5	6	7	8	Extra Ends	Total
E	8	CHN - China	*	1	0	2	1	0	0	1	0		5
	8	NZL - New Zealand		0	1	0	0	2	1	0	2		6

CHN - China	
F	SU Tingyu
M	LI Menghua

NZL - New Zealand	
F	SMITH Courtney
M	HOOD Anton

Last Stone Draw		Distance
↻	LI Menghua	23.2cm
↺	SU Tingyu	57.9cm
<b>Total</b>		<b>81.1cm</b>

Last Stone Draw		Distance
↻	SMITH Courtney	91.7cm
↺	HOOD Anton	105.4cm
<b>Total</b>		<b>197.1cm</b>

Time remaining: 1 minute 54 seconds

Power Play: End 7

Time remaining: 0 minutes 32 seconds

Power Play: End 5

**Note:**  
Team members are identified as follows:  
F = Female, M = Male

**Legend:**  
 Power Play                      ↻ Clockwise                      ↺ Counter-clockwise  
**LSFE(\*)** Last Stone First End

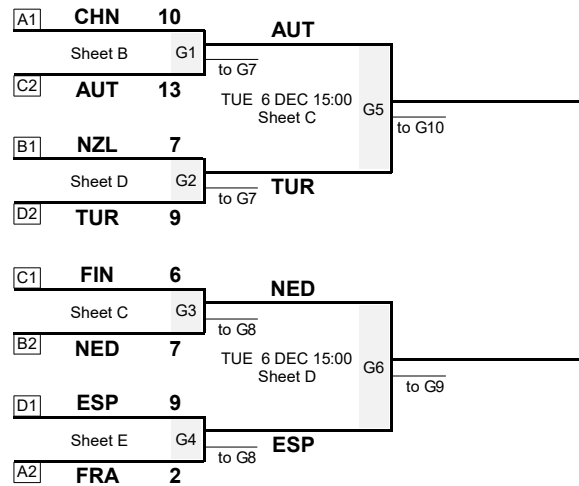


### Session Results and Standings

Sheet	Game	Team	LSFE	1	2	3	4	5	6	7	8	Extra	Ends	Total
B	6	AUT - Austria		0	0	2	2	0	5	0	1	3		13
	7	CHN - China	*	2	2	0	0	4	0	2	0	0		10
C	7	NED - Netherlands	*	0	2	0	2	0	2	0	1			7
	6	FIN - Finland		2	0	2	0	1	0	1	0			6
D	7	NZL - New Zealand	*	1	2	0	2	0	2	0	0			7
	6	TUR - Türkiye		0	0	3	0	3	0	2	1			9
E	7	FRA - France		0	0	0	1	1	0	X	X			2
	6	ESP - Spain	*	5	2	1	0	0	1	X	X			9

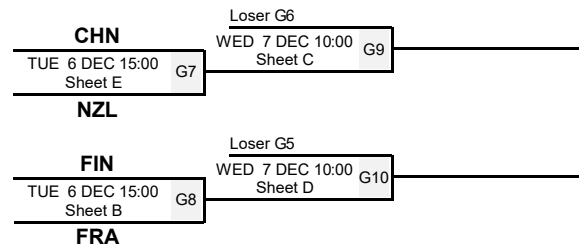
### Play-offs Bracket

#### A-Road



Qualified for the  
World Mixed Doubles Curling Championship 2023  
in Gangneung, Korea

#### B-Road



Qualified for the  
World Mixed Doubles Curling Championship 2023  
in Gangneung, Korea

<b>Legend:</b>	<input type="checkbox"/> Power Play	<b>LSFE(*)</b> Last Stone First End	<b>X</b> Unplayed/unfinished end due to concession
----------------	-------------------------------------	-------------------------------------	--





**WMDQE 2022**  
Dumfries, Scotland

**World Mixed Doubles Qualification Event 2022**  
Dumfries Ice Bowl



TUE 6 DEC 2022  
Start Time 10:00

Play-off Game 3

### Game Results

Sheet	Game	Team	LSFE	1	2	3	4	5	6	7	8	Extra Ends	Total
C	7	NED - Netherlands	*	0	2	0	2	0	2	0	1		7
	6	FIN - Finland		2	0	2	0	1	0	1	0		6

NED - Netherlands	
F	BOMAS Lisenka
M	GOESGENS Wouter

FIN - Finland	
F	IMMONEN Lotta
M	SIPILA Markus

Last Stone Draw		Distance
↻	BOMAS Lisenka	18.5cm
↺	GOESGENS Wouter	3.2cm
<b>Total</b>		<b>21.7cm</b>

Last Stone Draw		Distance
↻	IMMONEN Lotta	27.7cm
↺	SIPILA Markus	82.2cm
<b>Total</b>		<b>109.9cm</b>

Time remaining: 1 minute 56 seconds

Power Play: End 8

Time remaining: 1 minute 3 seconds

Power Play: End 7

**Note:**  
Team members are identified as follows:  
F = Female, M = Male

**Legend:**  
 Power Play                      ↻ Clockwise                      ↺ Counter-clockwise  
**LSFE(\*)** Last Stone First End



**WMDQE 2022**  
Dumfries, Scotland

**World Mixed Doubles Qualification Event 2022**  
Dumfries Ice Bowl



TUE 6 DEC 2022  
Start Time 10:00

Play-off Game 2

### Game Results

Sheet	Game	Team	LSFE	1	2	3	4	5	6	7	8	Extra Ends	Total
D	7	NZL - New Zealand	*	1	2	0	2	0	2	0	0		7
	6	TUR - Türkiye		0	0	3	0	3	0	2	1		9

NZL - New Zealand	
F	SMITH Courtney
M	HOOD Anton

TUR - Türkiye	
F	YILDIZ Dilsat
M	CAKIR Bilal Omer

Last Stone Draw	Distance
↻ SMITH Courtney	5.0cm
↻ HOOD Anton	38.0cm
<b>Total</b>	<b>43.0cm</b>

Last Stone Draw	Distance
↻ CAKIR Bilal Omer	4.4cm
↻ YILDIZ Dilsat	46.1cm
<b>Total</b>	<b>50.5cm</b>

Time remaining: 0 minutes 26 seconds

Power Play: End 6

Time remaining: 0 minutes 56 seconds

Power Play: End 7

**Note:**  
Team members are identified as follows:  
F = Female, M = Male

**Legend:**  
 Power Play                      ↻ Clockwise                      ↺ Counter-clockwise  
**LSFE(\*)** Last Stone First End



**WMDQE 2022**  
Dumfries, Scotland

TUE 6 DEC 2022  
Start Time 10:00

**World Mixed Doubles Qualification Event 2022**  
Dumfries Ice Bowl

**Play-off Game 4**



## Game Results

Sheet	Game	Team	LSFE	1	2	3	4	5	6	7	8	Extra Ends	Total
<b>E</b>	7	FRA - France		0	0	0	1	1	0	X	X		2
	6	ESP - Spain	*	5	2	1	0	0	1	X	X		9

FRA - France	
F	SHEVCHUK Kseniya
M	MERCIER Eddy

ESP - Spain	
F	OTAEGI Oihane
M	UNANUE Mikel

Last Stone Draw		Distance
↻	SHEVCHUK Kseniya	199.6cm
↻	MERCIER Eddy	162.7cm
<b>Total</b>		<b>362.3cm</b>

Last Stone Draw		Distance
↻	OTAEGI Oihane	47.0cm
↻	UNANUE Mikel	66.7cm
<b>Total</b>		<b>113.7cm</b>

Time remaining: 7 minutes 33 seconds

Power Play: End 3

Time remaining: 6 minutes 36 seconds

Power Play: End 6

**Note:**  
Team members are identified as follows:  
**F** = Female, **M** = Male

**Legend:**  
 Power Play      ↻ Clockwise      ↺ Counter-clockwise  
**LSFE(\*)** Last Stone First End      **X** Unplayed/unfinished end due to concession



## Competition Matrix

### Group A

Team	CHN	FRA	IND	LTU	POR	TPE	WAL
<b>CHN</b>		8 - 6	12 - 2	13 - 3	7 - 5	10 - 4	4 - 3
<b>FRA</b>	6 - 8		11 - 1	6 - 4	5 - 3	8 - 5	8 - 7
<b>IND</b>	2 - 12	1 - 11		2 - 7	4 - 8	5 - 9	5 - 7
<b>LTU</b>	3 - 13	4 - 6	7 - 2		11 - 3	5 - 6	8 - 5
<b>POR</b>	5 - 7	3 - 5	8 - 4	3 - 11		9 - 7	2 - 6
<b>TPE</b>	4 - 10	5 - 8	9 - 5	6 - 5	7 - 9		7 - 6
<b>WAL</b>	3 - 4	7 - 8	7 - 5	5 - 8	6 - 2	6 - 7	

### Standings after Round Robin

Rank	Team	Games	Wins	Losses	
1	CHN - China	6	6	0	Q
2	FRA - France	6	5	1	Q
3	TPE - Chinese Taipei	6	3	3	w1
4	LTU - Lithuania	6	3	3	w0
5	WAL - Wales	6	2	4	w1
6	POR - Portugal	6	2	4	w0
7	IND - India	6	0	6	

## Competition Matrix

### Group B

Team	IRL	LAT	MEX	NED	NZL	POL	ROU
IRL		4 - 6	13 - 3	2 - 9	7 - 8	5 - 6	8 - 7
LAT	6 - 4		8 - 6	3 - 8	4 - 7	7 - 3	11 - 3
MEX	3 - 13	6 - 8		2 - 12	1 - 7	2 - 15	12 - 6
NED	9 - 2	8 - 3	12 - 2		4 - 8	9 - 5	8 - 6
NZL	8 - 7	7 - 4	7 - 1	8 - 4		8 - 3	11 - 2
POL	6 - 5	3 - 7	15 - 2	5 - 9	3 - 8		11 - 0
ROU	7 - 8	3 - 11	6 - 12	6 - 8	2 - 11	0 - 11	

### Standings after Round Robin

Rank	Team	Games	Wins	Losses	
1	NZL - New Zealand	6	6	0	Q
2	NED - Netherlands	6	5	1	Q
3	LAT - Latvia	6	4	2	
4	POL - Poland	6	3	3	
5	IRL - Ireland	6	2	4	
6	MEX - Mexico	6	1	5	
7	ROU - Romania	6	0	6	

## Competition Matrix

### Group C

Team	AUT	FIN	GUY	KAZ	NGR	SLO
AUT		3 - 13	8 - 2	9 - 1	11 - 2	7 - 2
FIN	13 - 3		9 - 0	10 - 7	7 - 2	13 - 0
GUY	2 - 8	0 - 9		2 - 7	13 - 9	6 - 12
KAZ	1 - 9	7 - 10	7 - 2		10 - 4	8 - 6
NGR	2 - 11	2 - 7	9 - 13	4 - 10		6 - 11
SLO	2 - 7	0 - 13	12 - 6	6 - 8	11 - 6	

### Standings after Round Robin

Rank	Team	Games	Wins	Losses	
1	FIN - Finland	5	5	0	Q
2	AUT - Austria	5	4	1	Q
3	KAZ - Kazakhstan	5	3	2	
4	SLO - Slovenia	5	2	3	
5	GUY - Guyana	5	1	4	
6	NGR - Nigeria	5	0	5	

## Competition Matrix

### Group D

Team	CRO	ESP	HKG	SVK	TUR	UKR
CRO		L - W	3 - 12	1 - 12	0 - 14	2 - 17
ESP	W - L		10 - 3	10 - 2	9 - 5	11 - 3
HKG	12 - 3	3 - 10		6 - 3	4 - 11	8 - 6
SVK	12 - 1	2 - 10	3 - 6		5 - 9	5 - 7
TUR	14 - 0	5 - 9	11 - 4	9 - 5		8 - 4
UKR	17 - 2	3 - 11	6 - 8	7 - 5	4 - 8	

### Standings after Round Robin

Rank	Team	Games	Wins	Losses	
1	ESP - Spain	5	5	0	Q
2	TUR - Türkiye	5	4	1	Q
3	HKG - Hong Kong	5	3	2	
4	UKR - Ukraine	5	2	3	
5	SVK - Slovakia	5	1	4	
6	CRO - Croatia	5	0	5	

#### Legend:

L Loss

Q Qualified for the play-offs

W Win

wn Number of wins (n) against tied teams

After Round Robin

**Draw Shot Challenge by Group**

Group A		Stone Rotation	Last Stone Draw in each Round Robin Game						DSC
Rank	Team		1	2	3	4	5	6	
1	FRA - France	↻	76.5	66.4	53.9	80.7	50.9	<del>124.7</del>	<b>63.69cm</b>
		↻	<del>199.6</del>	157.3	47.3	27.6	12.6	<del>49.3</del>	
2	LTU - Lithuania	↻	<del>199.6</del>	48.6	79.2	11.0	11.6	<del>91.1</del>	<b>70.19cm</b>
		↻	199.6	22.5	199.6	10.4	49.2	<del>171.6</del>	
3	CHN - China	↻	84.9	6.5	16.1	62.9	199.6	<del>14.4</del>	<b>72.50cm</b>
		↻	19.4	115.6	33.2	<del>199.6</del>	114.3	<del>32.7</del>	
4	POR - Portugal	↻	43.8	52.2	73.1	54.7	128.2	<del>75.9</del>	<b>86.46cm</b>
		↻	43.7	<del>183.9</del>	157.5	124.7	100.2	<del>145.6</del>	
5	IND - India	↻	70.5	28.6	14.1	150.0	99.8	<del>199.6</del>	<b>86.97cm</b>
		↻	<del>199.6</del>	105.5	71.9	42.7	199.6	<del>183.5</del>	
6	TPE - Chinese Taipei	↻	82.4	52.3	76.4	<del>199.6</del>	108.2	<del>63.5</del>	<b>90.74cm</b>
		↻	130.2	21.5	73.1	172.5	100.1	<del>104.5</del>	
7	WAL - Wales	↻	35.7	151.9	53.3	176.7	96.2	<del>52.3</del>	<b>91.16cm</b>
		↻	76.5	63.5	<del>199.6</del>	67.1	99.5	<del>26.2</del>	

Group B		Stone Rotation	Last Stone Draw in each Round Robin Game						DSC
Rank	Team		1	2	3	4	5	6	
1	NED - Netherlands	↻	54.6	7.5	9.2	37.1	77.2	<del>38.3</del>	<b>35.51cm</b>
		↻	43.6	8.8	46.0	35.6	<del>199.6</del>	<del>127.0</del>	
2	NZL - New Zealand	↻	<del>140.3</del>	78.7	52.0	58.4	110.2	<del>28.1</del>	<b>57.22cm</b>
		↻	52.7	30.6	37.8	77.3	17.3	<del>128.7</del>	
3	LAT - Latvia	↻	<del>199.6</del>	70.5	131.6	39.5	49.6	<del>97.4</del>	<b>65.23cm</b>
		↻	39.8	34.9	96.0	37.6	87.6	<del>22.0</del>	
4	ROU - Romania	↻	95.1	<del>199.6</del>	79.3	199.6	33.8	<del>115.0</del>	<b>66.14cm</b>
		↻	41.6	72.7	34.5	31.3	7.4	<del>49.0</del>	
5	IRL - Ireland	↻	44.2	118.5	11.9	104.2	<del>199.6</del>	<del>199.6</del>	<b>69.13cm</b>
		↻	12.4	37.8	154.5	37.7	101.0	<del>10.9</del>	
6	POL - Poland	↻	181.4	155.7	28.8	<del>199.6</del>	23.8	<del>57.6</del>	<b>71.83cm</b>
		↻	178.5	15.0	16.5	35.6	11.2	<del>199.6</del>	
7	MEX - Mexico	↻	91.7	30.5	35.2	45.0	199.6	<del>115.0</del>	<b>82.91cm</b>
		↻	<del>199.6</del>	66.3	61.4	80.5	136.0	<del>43.4</del>	

### Draw Shot Challenge by Group

Group C		Stone Rotation	Last Stone Draw in each Round Robin Game					DSC
Rank	Team		1	2	3	4	5	
1	AUT - Austria	↻	60.6	89.3	48.7	19.7	41.9	<b>58.31cm</b>
		↻	126.5	103.0	23.6	11.5	<del>152.7</del>	
2	KAZ - Kazakhstan	↻	<del>199.6</del>	111.9	86.6	50.2	46.5	<b>69.07cm</b>
		↻	142.4	30.7	118.4	18.4	16.5	
3	FIN - Finland	↻	48.2	<del>199.6</del>	126.5	132.4	22.7	<b>75.96cm</b>
		↻	95.3	8.1	32.3	152.9	65.2	
4	GUY - Guyana	↻	90.8	<del>184.9</del>	69.8	63.0	21.2	<b>79.86cm</b>
		↻	59.4	36.7	150.1	86.0	141.7	
5	SLO - Slovenia	↻	129.7	56.1	95.7	21.5	143.1	<b>84.39cm</b>
		↻	43.6	<del>199.6</del>	199.6	29.7	40.5	
6	NGR - Nigeria	↻	45.3	<del>199.6</del>	199.6	132.1	18.7	<b>116.79cm</b>
		↻	99.3	199.6	108.3	48.6	199.6	

Group D		Stone Rotation	Last Stone Draw in each Round Robin Game					DSC
Rank	Team		1	2	3	4	5	
1	ESP - Spain	↻	25.0	34.6	45.9	36.2	31.8	<b>39.19cm</b>
		↻	35.9	48.3	67.0	<del>175.2</del>	28.0	
2	UKR - Ukraine	↻	59.7	22.3	133.3	46.6	92.9	<b>61.28cm</b>
		↻	111.9	<del>166.8</del>	21.6	30.0	33.2	
3	TUR - Türkiye	↻	98.5	4.2	29.4	47.4	33.2	<b>69.38cm</b>
		↻	107.7	89.6	<del>139.3</del>	120.3	94.1	
4	HKG - Hong Kong	↻	<del>199.6</del>	199.6	25.8	57.7	28.1	<b>96.42cm</b>
		↻	83.0	26.7	199.6	121.8	125.5	
5	SVK - Slovakia	↻	60.2	150.4	199.6	33.8	127.4	<b>106.01cm</b>
		↻	<del>199.6</del>	142.4	28.4	199.6	12.3	
6	CRO - Croatia	↻	<del>199.6</del>	199.6	36.6	193.8	199.6	<b>180.84cm</b>
		↻	199.6	199.6	199.6	199.6	199.6	

**Note:**  
The Draw Shot Challenge (DSC) is the average distance of all the individual Last Stone Draws (LSD), which were delivered by a team during the round robin. Since the groups are of differing sizes, to ensure the DSC is calculated the same way, only the LSDs from the first 'equal number' of games will be used. The least favourable result will be eliminated before calculating the average distance. The team with the lesser DSC receives the higher ranking. If the DSCs are equal then the team with the best non-equal counting LSD receives the higher ranking. In the case where all counting LSDs are equal, the team ranked higher in the official WCF World Rankings is ranked higher.

**Legend:**  
↻ Clockwise      ↻ Counter-clockwise      **DSC** Draw Shot Challenge

## Scoring Analysis

Team	Games	LSFE	Stolen Ends	Last Stone Eff.	PP Eff.	Points Scored						Total	Plus / Minus
						0	1	2	3	4	>4		
FIN	For	3	18	67%	100%	0	11	9	4	0	2	52	+40
	Against	2	1			0	4	1	2	0	0	12	
CHN	For	3	9	76%	100%	0	8	10	3	3	1	54	+31
	Against	3	1			2	9	7	0	0	0	23	
NZL	For	3	16	60%	100%	0	15	10	2	2	0	49	+28
	Against	3	2			0	9	3	2	0	0	21	
ESP	For	5	11	73%	100%	0	8	6	1	3	1	40	+27
	Against	0	3			0	3	5	0	0	0	13	
TUR	For	3	14	43%	50%	0	9	10	3	1	1	47	+25
	Against	2	4			0	5	5	1	1	0	22	
NED	For	5	10	41%	25%	0	14	7	0	3	2	50	+24
	Against	1	6			0	12	4	2	0	0	26	
AUT	For	2	13	55%	0%	0	10	5	6	0	0	38	+18
	Against	3	3			0	6	3	1	0	1	20	
FRA	For	2	11	42%	50%	0	12	8	4	1	0	44	+16
	Against	4	5			0	12	8	0	0	0	28	
POL	For	3	8	35%	0%	0	11	5	1	1	3	43	+12
	Against	3	10			0	15	6	0	1	0	31	
LAT	For	2	11	39%	60%	0	13	7	4	0	0	39	+8
	Against	4	5			0	11	6	1	0	1	31	
LTU	For	4	9	36%	50%	0	11	9	3	0	0	38	+3
	Against	2	8			1	10	4	3	2	0	35	
UKR	For	4	8	37%	80%	0	10	6	0	1	2	37	+3
	Against	1	8			0	10	4	0	4	0	34	
KAZ	For	4	9	22%	75%	0	12	3	5	0	0	33	+2
	Against	1	7			0	11	1	4	0	1	31	
HKG	For	1	7	33%	50%	0	10	4	1	3	0	33	0
	Against	4	7			0	10	6	2	0	1	33	
IRL	For	2	4	33%	50%	0	11	3	2	4	0	39	0
	Against	4	8			0	13	8	2	1	0	39	
WAL	For	2	10	40%	33%	2	15	8	1	0	0	34	0
	Against	4	6			0	12	8	2	0	0	34	
TPE	For	4	9	33%	100%	0	14	6	4	0	0	38	-5
	Against	2	9			0	8	7	4	1	1	43	
SVK	For	2	5	29%	25%	0	6	5	1	2	0	27	-6
	Against	3	12			0	15	5	1	0	1	33	
SLO	For	2	9	13%		0	7	4	2	1	1	31	-9
	Against	3	10			0	9	2	6	1	1	40	
POR	For	3	8	12%	25%	0	10	5	2	1	0	30	-10
	Against	3	15			0	16	6	4	0	0	40	

## Scoring Analysis

Team	Games	LSFE	Stolen Ends	Last Stone Eff.	PP Eff.	Points Scored						Total	Plus / Minus
						0	1	2	3	4	>4		
GUY	For	3	1	25%	40%	0	2	3	2	1	1	23	-22
	Against	2	16			0	12	8	2	0	2	45	
NGR	For	1	1	16%	67%	0	8	1	1	0	2	23	-29
	Against	4	14			0	8	10	5	1	1	52	
IND	For	3	3	12%	20%	1	9	2	2	0	0	19	-35
	Against	3	15			0	12	8	6	2	0	54	
MEX	For	5	4	20%	17%	0	9	3	1	2	0	26	-35
	Against	1	14			0	10	5	2	5	3	61	
ROU	For	1	3	30%	33%	0	8	5	2	0	0	24	-37
	Against	5	11			0	11	8	3	5	1	61	
CRO	For	0	0	6%		0	4	1	0	0	0	6	-49
	Against	5	11			0	4	7	2	5	2	55	
Total	72		211			3	257	145	57	29	16	917	

**Note:**

Stolen ends are the ends won without the last stone advantage.  
Last Stone Efficiency: Scoring two or more points with last stone advantage.  
Power Play Efficiency: Scoring two or more points by the team calling a Power Play.

**Legend:**

>4 More than four points scored      Eff. Efficiency      LSFE Last Stone First End  
PP Power Play



## Summary of Big Ends

Points Scored	By	Against	Session	End	Game Result
6	FIN - Finland	KAZ - Kazakhstan	10	6	10 : 7
6	SLO - Slovenia	GUY - Guyana	10	3	12 : 6
6	UKR - Ukraine	CRO - Croatia	14	1	17 : 2
5	POL - Poland	MEX - Mexico	7	6	15 : 2
5	POL - Poland	MEX - Mexico	7	4	15 : 2
5	POL - Poland	ROU - Romania	6	1	11 : 0
5	NED - Netherlands	MEX - Mexico	13	4	12 : 2
5	NED - Netherlands	LAT - Latvia	6	1	8 : 3
5	NGR - Nigeria	GUY - Guyana	14	5	9 : 13
5	NGR - Nigeria	SLO - Slovenia	3	7	6 : 11
5	CHN - China	TPE - Chinese Taipei	4	3	10 : 4
5	ESP - Spain	SVK - Slovakia	10	1	10 : 2
5	FIN - Finland	AUT - Austria	1	1	13 : 3
5	GUY - Guyana	NGR - Nigeria	14	6	13 : 9
5	TUR - Türkiye	HKG - Hong Kong	5	1	11 : 4
5	UKR - Ukraine	CRO - Croatia	14	4	17 : 2
4	IRL - Ireland	MEX - Mexico	6	6	13 : 3
4	IRL - Ireland	MEX - Mexico	6	4	13 : 3
4	IRL - Ireland	MEX - Mexico	6	2	13 : 3
4	IRL - Ireland	ROU - Romania	4	3	8 : 7
4	CHN - China	LTU - Lithuania	6	5	13 : 3
4	CHN - China	LTU - Lithuania	6	3	13 : 3
4	CHN - China	IND - India	2	1	12 : 2
4	ESP - Spain	TUR - Türkiye	12	7	9 : 5
4	ESP - Spain	UKR - Ukraine	5	4	11 : 3
4	ESP - Spain	UKR - Ukraine	5	1	11 : 3
4	HKG - Hong Kong	CRO - Croatia	12	3	12 : 3
4	HKG - Hong Kong	CRO - Croatia	12	1	12 : 3
4	HKG - Hong Kong	UKR - Ukraine	10	6	8 : 6
4	NED - Netherlands	MEX - Mexico	13	6	12 : 2
4	NED - Netherlands	IRL - Ireland	11	1	9 : 2
4	NED - Netherlands	POL - Poland	2	7	9 : 5
4	MEX - Mexico	ROU - Romania	2	6	12 : 6
4	MEX - Mexico	ROU - Romania	2	4	12 : 6
4	NZL - New Zealand	ROU - Romania	11	3	11 : 2
4	NZL - New Zealand	ROU - Romania	11	1	11 : 2
4	SVK - Slovakia	UKR - Ukraine	8	6	5 : 7
4	SVK - Slovakia	CRO - Croatia	3	4	12 : 1



## Summary of Big Ends

Points Scored	By	Against	Session	End	Game Result
4	FRA - France	IND - India	7	5	11 : 1
4	GUY - Guyana	SLO - Slovenia	10	6	6 : 12
4	POL - Poland	MEX - Mexico	7	1	15 : 2
4	POR - Portugal	TPE - Chinese Taipei	13	3	9 : 7
4	SLO - Slovenia	NGR - Nigeria	3	3	11 : 6
4	TUR - Türkiye	CRO - Croatia	10	1	14 : 0
4	UKR - Ukraine	CRO - Croatia	14	6	17 : 2

**Note:**  
Big ends are defined as ends with a score of four or more points.



### Power Play Analysis

Team	Games	Number of Power Plays	Points Scored in Power Play							Total	Average Score in Power Play
			<0	0/X	1	2	3	4	>4		
FIN	5	2	0	1	0	0	0	0	1	6	+6.0
ESP	5	1	0	0	0	0	0	1	0	4	+4.0
NGR	5	3	0	0	1	0	1	0	1	9	+3.0
TPE	6	5	0	0	0	2	3	0	0	13	+2.6
KAZ	5	4	0	0	1	0	3	0	0	10	+2.5
NZL	6	4	0	0	0	3	1	0	0	9	+2.3
CHN	6	3	0	1	0	2	0	0	0	4	+2.0
UKR	5	5	1	0	0	3	0	0	1	10	+2.0
LAT	6	5	0	0	2	2	1	0	0	9	+1.8
TUR	5	4	0	0	2	1	1	0	0	7	+1.8
FRA	6	4	0	2	1	1	0	0	0	3	+1.5
NED	6	4	1	0	2	0	0	1	0	5	+1.3
LTU	6	4	1	0	1	2	0	0	0	4	+1.0
IRL	6	6	3	0	0	2	0	1	0	5	+0.8
GUY	5	5	2	0	1	1	0	0	1	4	+0.8
HKG	5	4	1	0	1	2	0	0	0	3	+0.8
IND	6	5	1	1	2	0	1	0	0	3	+0.6
POR	6	5	2	1	1	0	1	0	0	2	+0.5
ROU	6	6	2	0	2	1	1	0	0	3	+0.5
WAL	6	3	1	0	1	1	0	0	0	1	+0.3
AUT	5	2	1	0	1	0	0	0	0	0	0.0
SVK	5	4	3	0	0	0	0	1	0	0	0.0
MEX	6	6	3	0	2	0	0	1	0	-3	-0.5
POL	6	4	3	0	1	0	0	0	0	-2	-0.5



### Power Play Analysis

Team	Games	Number of Power Plays	Points Scored in Power Play							Average Score in Power Play	
			<0	0/X	1	2	3	4	>4		
CRO	5	0	0	0	0	0	0	0	0	0	
SLO	5	1	0	0	0	0	0	0	0	0	
Total	72	99	25	6	22	23	13	5	4	109	+1.2

**Note:**  
Power Play can be used once per game by each team and only when the team has the last stone advantage. Power Play cannot be used in extra ends.

**Legend:**  
<0 Ends scored by the opponent team      >4 More than four points scored      X Unfinished end due to concession

MON 5 DEC 2022  
Start Time 19:30

Round Robin Session 14

### Session Results and Standings

Sheet	Game	Team	LSFE	1	2	3	4	5	6	7	8	Extra Ends	Total
B	5	SVK - Slovakia		1	0	2	0	0	2	0	0		5
	5	TUR - Türkiye	*	0	1	0	2	1	0	3	2		9
C	5	NGR - Nigeria		0	1	0	0	5	0	2	1		9
	5	GUY - Guyana	*	2	0	3	3	0	5	0	0		13
D	5	UKR - Ukraine	*	6	2	0	5	0	4	X	X		17
	5	CRO - Croatia		0	0	1	0	1	0	X	X		2
E	5	SLO - Slovenia	*	1	0	0	0	0	1	0	X		2
	5	AUT - Austria		0	3	1	1	1	0	1	X		7

### Standings after Round Robin

Group A					Group B				
Rank	Team	Games	Wins	Losses	Rank	Team	Games	Wins	Losses
1	CHN - China	6	6	0 Q	1	NZL - New Zealand	6	6	0 Q
2	FRA - France	6	5	1 Q	2	NED - Netherlands	6	5	1 Q
3	TPE - Chinese Taipei	6	3	3 w1	3	LAT - Latvia	6	4	2
4	LTU - Lithuania	6	3	3 w0	4	POL - Poland	6	3	3
5	WAL - Wales	6	2	4 w1	5	IRL - Ireland	6	2	4
6	POR - Portugal	6	2	4 w0	6	MEX - Mexico	6	1	5
7	IND - India	6	0	6	7	ROU - Romania	6	0	6

Group C					Group D				
Rank	Team	Games	Wins	Losses	Rank	Team	Games	Wins	Losses
1	FIN - Finland	5	5	0 Q	1	ESP - Spain	5	5	0 Q
2	AUT - Austria	5	4	1 Q	2	TUR - Türkiye	5	4	1 Q
3	KAZ - Kazakhstan	5	3	2	3	HKG - Hong Kong	5	3	2
4	SLO - Slovenia	5	2	3	4	UKR - Ukraine	5	2	3
5	GUY - Guyana	5	1	4	5	SVK - Slovakia	5	1	4
6	NGR - Nigeria	5	0	5	6	CRO - Croatia	5	0	5

**Legend:**  
 Power Play      **LSFE(\*)** Last Stone First End      **Q** Qualified for the play-offs  
**wn** Number of wins (n) against tied teams      **X** Unplayed/unfinished end due to concession



**WMDQE 2022**  
Dumfries, Scotland

**World Mixed Doubles Qualification Event 2022**  
Dumfries Ice Bowl



MON 5 DEC 2022  
Start Time 19:30

**Round Robin Session 14**  
**Group D - Sheet B**

### Game Results

Sheet	Game	Team	LSFE	1	2	3	4	5	6	7	8	Extra Ends	Total
B	5	SVK - Slovakia		1	0	2	0	0	2	0	0		5
	5	TUR - Türkiye	*	0	1	0	2	1	0	3	2		9

SVK - Slovakia	
F	MAKOVNIKOVA Slavka
M	PITONAK Frantisek

TUR - Türkiye	
F	YILDIZ Dilsat
M	CAKIR Bilal Omer

Last Stone Draw		Distance
↻	PITONAK Frantisek	127.4cm
↺	MAKOVNIKOVA Slavka	12.3cm
<b>Total</b>		<b>139.7cm</b>

Last Stone Draw		Distance
↻	YILDIZ Dilsat	33.2cm
↺	CAKIR Bilal Omer	94.1cm
<b>Total</b>		<b>127.3cm</b>

Time remaining: 0 minutes 14 seconds

Power Play: End 8

Time remaining: 0 minutes 18 seconds

Power Play: End 7

**Note:**  
Team members are identified as follows:  
F = Female, M = Male

**Legend:**  
 Power Play                      ↻ Clockwise                      ↺ Counter-clockwise  
**LSFE(\*)** Last Stone First End



**WMDQE 2022**  
Dumfries, Scotland

**World Mixed Doubles Qualification Event 2022**  
Dumfries Ice Bowl



MON 5 DEC 2022  
Start Time 19:30

**Round Robin Session 14**  
**Group C - Sheet C**

### Game Results

Sheet	Game	Team	LSFE	1	2	3	4	5	6	7	8	Extra Ends	Total
C	5	NGR - Nigeria		0	1	0	0	5	0	2	1		9
	5	GUY - Guyana	*	2	0	3	3	0	5	0	0		13

NGR - Nigeria	
F	COLE Susana
M	COLE T.J.

GUY - Guyana	
F	HUSSAIN Farzana
M	HUSSAIN Rayad

Last Stone Draw		Distance
↻	COLE T.J.	18.7cm
↻	COLE Susana	199.6cm
<b>Total</b>		<b>218.3cm</b>

Last Stone Draw		Distance
↻	HUSSAIN Rayad	21.2cm
↻	HUSSAIN Farzana	141.7cm
<b>Total</b>		<b>162.9cm</b>

Time remaining: 2 minutes 35 seconds

Power Play: End 5

Time remaining: 2 minutes 1 second

Power Play: End 6

**Note:**  
Team members are identified as follows:  
F = Female, M = Male

**Legend:**  
 Power Play                      ↻ Clockwise                      ↺ Counter-clockwise  
**LSFE(\*)** Last Stone First End



### Game Results

Sheet	Game	Team	LSFE	1	2	3	4	5	6	7	8	Extra	Ends	Total
<b>D</b>	5	UKR - Ukraine	*	6	2	0	5	0	4	X	X			17
	5	CRO - Croatia		0	0	1	0	1	0	X	X			2

UKR - Ukraine	
F	KOTOVA Anastasiia
M	NIKOLOV Eduard

CRO - Croatia	
F	BESTAK Petra
M	PUFNIK Neven

Last Stone Draw	Distance
↻ KOTOVA Anastasiia	92.9cm
↻ NIKOLOV Eduard	33.2cm
<b>Total</b>	<b>126.1cm</b>

Last Stone Draw	Distance
↻ PUFNIK Neven	199.6cm
↻ BESTAK Petra	199.6cm
<b>Total</b>	<b>399.2cm</b>

Time remaining: 8 minutes 44 seconds

Time remaining: 11 minutes 39 seconds


Power Play: End 1

**Note:**  
Team members are identified as follows:  
F = Female, M = Male

**Legend:**  
 Power Play                      ↻ Clockwise                      ↺ Counter-clockwise  
**LSFE(\*)** Last Stone First End                      **X** Unplayed/unfinished end due to concession







**WMDQE 2022**  
Dumfries, Scotland

**World Mixed Doubles Qualification Event 2022**  
Dumfries Ice Bowl



MON 5 DEC 2022  
Start Time 19:30

Round Robin Session 14  
Group C - Sheet E

### Game Results

Sheet	Game	Team	LSFE	1	2	3	4	5	6	7	8	Extra Ends	Total
E	5	SLO - Slovenia	*	1	0	0	0	0	1	0	X		2
	5	AUT - Austria		0	3	1	1	1	0	1	X		7

SLO - Slovenia	
F	JERE Lea
M	ZELINKA Gaber Bor

AUT - Austria	
F	AUGUSTIN Hannah
M	REICHEL Martin

Last Stone Draw	Distance
☺ JERE Lea	143.1cm
☹ ZELINKA Gaber Bor	40.5cm
<b>Total</b>	<b>183.6cm</b>

Last Stone Draw	Distance
☹ REICHEL Martin	41.9cm
☺ AUGUSTIN Hannah	152.7cm
<b>Total</b>	<b>194.6cm</b>

Time remaining: 3 minutes 53 seconds

Time remaining: 4 minutes 8 seconds

Power Play: End 7

**Note:**  
Team members are identified as follows:  
F = Female, M = Male

**Legend:**  
 Power Play      ☺ Clockwise      ☹ Counter-clockwise  
 LSFE(\*) Last Stone First End      X Unplayed/unfinished end due to concession

MON 5 DEC 2022  
Start Time 16:00

Round Robin Session 13

### Session Results and Standings

Sheet	Game	Team	LSFE	1	2	3	4	5	6	7	8	Extra Ends	Total
A	6	NED - Netherlands		2	0	0	5	1	4	X	X		12
	6	MEX - Mexico	*	0	1	1	0	0	0	X	X		2
B	6	TPE - Chinese Taipei	*	0	0	0	3	1	0	3	X		7
	6	POR - Portugal		1	3	4	0	0	1	0	X		9
C	6	IND - India		1	0	0	0	0	1	0	X		2
	6	LTU - Lithuania	*	0	3	1	1	0	0	2	X		7
D	6	FRA - France		0	2	0	2	1	0	1	0		6
	6	CHN - China	*	2	0	2	0	0	2	0	2		8
E	6	IRL - Ireland		0	1	0	0	1	0	2	X		4
	6	LAT - Latvia	*	2	0	1	1	0	2	0	X		6
F	6	NZL - New Zealand	*	1	2	1	2	0	2	0	X		8
	6	POL - Poland		0	0	0	0	1	0	2	X		3

### Current Standings

Group A					Group B						
Rank	Team	Games	Wins	Losses	Rank	Team	Games	Wins	Losses		
1	CHN - China	6	6	0	Q	1	NZL - New Zealand	6	6	0	Q
2	FRA - France	6	5	1	Q	2	NED - Netherlands	6	5	1	Q
3	TPE - Chinese Taipei	6	3	3	w1	3	LAT - Latvia	6	4	2	
4	LTU - Lithuania	6	3	3	w0	4	POL - Poland	6	3	3	
5	WAL - Wales	6	2	4	w1	5	IRL - Ireland	6	2	4	
6	POR - Portugal	6	2	4	w0	6	MEX - Mexico	6	1	5	
7	IND - India	6	0	6		7	ROU - Romania	6	0	6	

Group C					Group D						
Rank	Team	Games	Wins	Losses	Rank	Team	Games	Wins	Losses		
1	FIN - Finland	5	5	0	Q	1	ESP - Spain	5	5	0	Q
2	AUT - Austria	4	3	1		2	TUR - Türkiye	4	3	1	Q
3	KAZ - Kazakhstan	5	3	2		3	HKG - Hong Kong	5	3	2	
4	SLO - Slovenia	4	2	2		4	SVK - Slovakia	4	1	3	
5	GUY - Guyana	4	0	4		4	UKR - Ukraine	4	1	3	
5	NGR - Nigeria	4	0	4		6	CRO - Croatia	4	0	4	

**Note:**  
Under WCF rules, tie-breaking rules for standings are not applied until after the last game of the round robin.

**Legend:**  
 Power Play      **LSFE(\*)** Last Stone First End      **Q** Qualified for the play-offs  
**wn** Number of wins (n) against tied teams      **X** Unplayed/unfinished end due to concession





### Game Results

Sheet	Game	Team	LSFE	1	2	3	4	5	6	7	8	Extra	Ends	Total
<b>B</b>	6	TPE - Chinese Taipei	*	0	0	0	3	1	0	3	X			7
	6	POR - Portugal		1	3	4	0	0	1	0	X			9

TPE - Chinese Taipei	
F	CHOU Amanda
M	LIU Brendon

POR - Portugal	
F	GALE SEIXEIRO April
M	SEIXEIRO Steve

Last Stone Draw	Distance
↻ LIU Brendon	63.5cm
↻ CHOU Amanda	104.5cm
<b>Total</b>	<b>168.0cm</b>

Last Stone Draw	Distance
↻ GALE SEIXEIRO April	75.9cm
↻ SEIXEIRO Steve	145.6cm
<b>Total</b>	<b>221.5cm</b>

Time remaining: 0 minutes 42 seconds

Power Play: End 7

Time remaining: 2 minutes 31 seconds

Power Play: End 8

**Note:**  
Team members are identified as follows:  
F = Female, M = Male

**Legend:**  
 Power Play                      ↻ Clockwise                      ↺ Counter-clockwise  
**LSFE(\*)** Last Stone First End                      **X** Unplayed/unfinished end due to concession





**WMDQE 2022**  
Dumfries, Scotland

**World Mixed Doubles Qualification Event 2022**  
Dumfries Ice Bowl



MON 5 DEC 2022  
Start Time 16:00

**Round Robin Session 13**  
**Group A - Sheet C**

### Game Results

Sheet	Game	Team	LSFE	1	2	3	4	5	6	7	8	Extra	Ends	Total
<b>C</b>	6	IND - India		1	0	0	0	0	1	0	X			2
	6	LTU - Lithuania	*	0	3	1	1	0	0	2	X			7

IND - India	
F	PATEL Richa
M	RAJU P. N.

LTU - Lithuania	
F	JURKUTE Mintaute
M	RYMEIKIS Paulius

<b>Last Stone Draw</b>	Distance
☺ PATEL Richa	199.6cm
☺ RAJU P. N.	183.5cm
<b>Total</b>	<b>383.1cm</b>

<b>Last Stone Draw</b>	Distance
☺ RYMEIKIS Paulius	91.1cm
☺ JURKUTE Mintaute	171.6cm
<b>Total</b>	<b>262.7cm</b>


Time remaining: 2 minutes 30 seconds

Time remaining: 4 minutes 10 seconds

Power Play: End 5

**Note:**  
Team members are identified as follows:  
F = Female, M = Male

**Legend:**  
 Power Play                      ☺ Clockwise                      ☺ Counter-clockwise  
**LSFE(\*)** Last Stone First End                      **X** Unplayed/unfinished end due to concession



MON 5 DEC 2022  
Start Time 16:00

**Round Robin Session 13**  
**Group A - Sheet D**

### Game Results

Sheet	Game	Team	LSFE	1	2	3	4	5	6	7	8	Extra	Ends	Total
D	6	FRA - France		0	2	0	2	1	0	1	0			6
	6	CHN - China	*	2	0	2	0	0	2	0	2			8

FRA - France	
F	SHEVCHUK Kseniya
M	MERCIER Eddy

CHN - China	
F	SU Tingyu
M	LI Menghua

Last Stone Draw		Distance
↻	SHEVCHUK Kseniya	121.7cm
↺	MERCIER Eddy	49.3cm
<b>Total</b>		<b>171.0cm</b>

Last Stone Draw		Distance
↻	LI Menghua	14.4cm
↺	SU Tingyu	32.7cm
<b>Total</b>		<b>47.1cm</b>

Time remaining: 1 minute 20 seconds

Power Play: End 7

Time remaining: 2 minutes 47 seconds

Power Play: End 6

**Note:**  
Team members are identified as follows:  
F = Female, M = Male

**Legend:**  
 Power Play                      ↻ Clockwise                      ↺ Counter-clockwise  
**LSFE(\*)** Last Stone First End





MON 5 DEC 2022  
Start Time 16:00

**Round Robin Session 13**  
**Group B - Sheet F**

### Game Results

Sheet	Game	Team	LSFE	1	2	3	4	5	6	7	8	Extra Ends	Total
F	6	NZL - New Zealand	*	1	2	1	2	0	2	0	X		8
	6	POL - Poland		0	0	0	0	1	0	2	X		3

NZL - New Zealand	
F	SMITH Courtney
M	HOOD Anton

POL - Poland	
F	WALCZAK Adela
M	AUGUSTYNIAK Andrzej

Last Stone Draw		Distance
⌚	HOOD Anton	28.1cm
⌚	SMITH Courtney	128.7cm
<b>Total</b>		<b>156.8cm</b>

Last Stone Draw		Distance
⌚	WALCZAK Adela	57.6cm
⌚	AUGUSTYNIAK Andrzej	199.6cm
<b>Total</b>		<b>257.2cm</b>

Time remaining: 2 minutes 24 seconds

Power Play: End 6

Time remaining: 3 minutes 30 seconds

Power Play: End 5

**Note:**  
Team members are identified as follows:  
F = Female, M = Male

**Legend:**  
 Power Play                                  ⌚ Clockwise                                  ⌚ Counter-clockwise  
**LSFE(\*)** Last Stone First End                                  **X** Unplayed/unfinished end due to concession





MON 5 DEC 2022  
Start Time 12:30

Round Robin Session 12

## Session Results and Standings

Sheet	Game	Team	LSFE	1	2	3	4	5	6	7	8	Extra Ends	Total
B	5	FIN - Finland		3	3	1	3	2	1	X	X		13
	4	SLO - Slovenia	*	0	0	0	0	0	0	X	X		0
C	5	HKG - Hong Kong	*	4	0	4	1	1	0	2	X		12
	4	CRO - Croatia		0	1	0	0	0	2	0	X		3
E	4	TUR - Türkiye		2	0	1	0	0	2	0	X		5
	5	ESP - Spain	*	0	2	0	2	1	0	4	X		9
F	5	KAZ - Kazakhstan	*	1	1	1	1	0	3	0	3		10
	4	NGR - Nigeria		0	0	0	0	1	0	3	0		4

## Current Standings

### Group A

Rank	Team	Games	Wins	Losses
1	CHN - China	5	5	0 Q
1	FRA - France	5	5	0 Q
3	TPE - Chinese Taipei	5	3	2
4	LTU - Lithuania	5	2	3
5	WAL - Wales	6	2	4
6	POR - Portugal	5	1	4
7	IND - India	5	0	5

### Group B

Rank	Team	Games	Wins	Losses
1	NZL - New Zealand	5	5	0 Q
2	NED - Netherlands	5	4	1 Q
3	LAT - Latvia	5	3	2
3	POL - Poland	5	3	2
5	IRL - Ireland	5	2	3
6	MEX - Mexico	5	1	4
7	ROU - Romania	6	0	6

### Group C

Rank	Team	Games	Wins	Losses
1	FIN - Finland	5	5	0 Q
2	AUT - Austria	4	3	1
3	KAZ - Kazakhstan	5	3	2
4	SLO - Slovenia	4	2	2
5	GUY - Guyana	4	0	4
5	NGR - Nigeria	4	0	4

### Group D

Rank	Team	Games	Wins	Losses
1	ESP - Spain	5	5	0 Q
2	TUR - Türkiye	4	3	1 Q
3	HKG - Hong Kong	5	3	2
4	SVK - Slovakia	4	1	3
4	UKR - Ukraine	4	1	3
6	CRO - Croatia	4	0	4

#### Note:

Under WCF rules, tie-breaking rules for standings are not applied until after the last game of the round robin.

#### Legend:

Power Play    **LSFE(\*)** Last Stone First End    **Q** Qualified for the play-offs  
**X** Unplayed/unfinished end due to concession



**WMDQE 2022**  
Dumfries, Scotland

MON 5 DEC 2022  
Start Time 12:30

**World Mixed Doubles Qualification Event 2022**  
Dumfries Ice Bowl

Round Robin Session 12  
Group C - Sheet B



### Game Results

Sheet	Game	Team	LSFE	1	2	3	4	5	6	7	8	Extra	Ends	Total
<b>B</b>	5	FIN - Finland		3	3	1	3	2	1	X	X			13
	4	SLO - Slovenia	*	0	0	0	0	0	0	X	X			0

FIN - Finland	
F	IMMONEN Lotta
M	SIPILA Markus

SLO - Slovenia	
F	JERE Lea
M	ZELINKA Gaber Bor

Last Stone Draw		Distance
☺	IMMONEN Lotta	22.7cm
☺	SIPILA Markus	65.2cm
<b>Total</b>		<b>87.9cm</b>

Last Stone Draw		Distance
☺	JERE Lea	21.5cm
☺	ZELINKA Gaber Bor	29.7cm
<b>Total</b>		<b>51.2cm</b>

Time remaining: 7 minutes 12 seconds

Time remaining: 5 minutes 43 seconds

**Note:**  
Team members are identified as follows:  
**F** = Female, **M** = Male

**Legend:**  
☺ Clockwise      ☺ Counter-clockwise      **LSFE(\*)** Last Stone First End  
**X** Unplayed/unfinished end due to concession



**WMDQE 2022**  
Dumfries, Scotland

**World Mixed Doubles Qualification Event 2022**  
Dumfries Ice Bowl



MON 5 DEC 2022  
Start Time 12:30

**Round Robin Session 12**  
**Group D - Sheet C**

### Game Results

Sheet	Game	Team	LSFE	1	2	3	4	5	6	7	8	Extra	Ends	Total
C	5	HKG - Hong Kong	*	4	0	4	1	1	0	2	X			12
	4	CRO - Croatia		0	1	0	0	0	2	0	X			3

<b>HKG - Hong Kong</b>	
F	HUNG Ling-Yue
M	CHANG Jason

<b>CRO - Croatia</b>	
F	BESTAK Petra
M	PUFNIK Neven

<b>Last Stone Draw</b>	Distance
☺ CHANG Jason	28.1cm
☺ HUNG Ling-Yue	125.5cm
<b>Total</b>	<b>153.6cm</b>

<b>Last Stone Draw</b>	Distance
☺ BESTAK Petra	193.8cm
☺ PUFNIK Neven	199.6cm
<b>Total</b>	<b>393.4cm</b>

Time remaining: 9 minutes 55 seconds

Time remaining: 11 minutes 35 seconds

Power Play: End 7

**Note:**  
Team members are identified as follows:  
F = Female, M = Male

**Legend:**  
 Power Play                      ☺ Clockwise                      ☻ Counter-clockwise  
**LSFE(\*)** Last Stone First End      **X** Unplayed/unfinished end due to concession





**WMDQE 2022**  
Dumfries, Scotland

**World Mixed Doubles Qualification Event 2022**  
Dumfries Ice Bowl



MON 5 DEC 2022  
Start Time 12:30

**Round Robin Session 12**  
**Group D - Sheet E**

### Game Results

Sheet	Game	Team	LSFE	1	2	3	4	5	6	7	8	Extra Ends	Total
E	4	TUR - Türkiye		2	0	1	0	0	2	0	X		5
	5	ESP - Spain	*	0	2	0	2	1	0	4	X		9

TUR - Türkiye	
F	YILDIZ Dilsat
M	CAKIR Bilal Omer

ESP - Spain	
F	OTAEGI Oihane
M	UNANUE Mikel

Last Stone Draw		Distance
↻	CAKIR Bilal Omer	47.4cm
↺	YILDIZ Dilsat	120.3cm
<b>Total</b>		<b>167.7cm</b>

Last Stone Draw		Distance
↻	OTAEGI Oihane	31.8cm
↺	UNANUE Mikel	28.0cm
<b>Total</b>		<b>59.8cm</b>

Time remaining: 2 minutes 22 seconds

Power Play: End 6

Time remaining: 2 minutes 13 seconds

Power Play: End 7

**Note:**  
Team members are identified as follows:  
F = Female, M = Male

**Legend:**  
 Power Play                      ↻ Clockwise                      ↺ Counter-clockwise  
**LSFE(\*)** Last Stone First End                      **X** Unplayed/unfinished end due to concession



**WMDQE 2022**  
Dumfries, Scotland

**World Mixed Doubles Qualification Event 2022**  
Dumfries Ice Bowl



MON 5 DEC 2022  
Start Time 12:30

**Round Robin Session 12**  
**Group C - Sheet F**

### Game Results

Sheet	Game	Team	LSFE	1	2	3	4	5	6	7	8	Extra Ends	Total
F	5	KAZ - Kazakhstan	*	1	1	1	1	0	3	0	3		10
	4	NGR - Nigeria		0	0	0	0	1	0	3	0		4

KAZ - Kazakhstan	
F	KOLYKHALOVA Yekaterina
M	ZHUMAGOZHA Adil

NGR - Nigeria	
F	COLE Susana
M	COLE T.J.

Last Stone Draw		Distance
↻	KOLYKHALOVA Yekaterina	46.5cm
↻	ZHUMAGOZHA Adil	16.5cm
<b>Total</b>		<b>63.0cm</b>

Last Stone Draw		Distance
↻	COLE T.J.	132.1cm
↻	COLE Susana	48.6cm
<b>Total</b>		<b>180.7cm</b>

Time remaining: 1 minute 3 seconds

Power Play: End 6

Time remaining: 1 minute 18 seconds

Power Play: End 7

**Note:**  
Team members are identified as follows:  
F = Female, M = Male

**Legend:**  
 Power Play                      ↻ Clockwise                      ↻ Counter-clockwise  
**LSFE(\*)** Last Stone First End

### Session Results and Standings

Sheet	Game	Team	LSFE	1	2	3	4	5	6	7	8	Extra	Ends	Total
A	5	FRA - France	*	0	2	3	0	0	3	0	X			8
	5	TPE - Chinese Taipei		1	0	0	1	1	0	2	X			5
B	5	MEX - Mexico		0	3	1	1	0	0	1	0			6
	5	LAT - Latvia	*	3	0	0	0	2	2	0	1			8
C	5	IRL - Ireland		0	1	0	0	0	1	0	X			2
	5	NED - Netherlands	*	4	0	2	1	1	0	1	X			9
D	6	ROU - Romania		0	1	0	0	1	0	X	X			2
	5	NZL - New Zealand	*	4	0	4	1	0	2	X	X			11
E	6	WAL - Wales	*	1	1	0	1	0	3	0	1			7
	5	IND - India		0	0	1	0	3	0	1	0			5
F	5	POR - Portugal	*	0	0	0	2	0	2	0	1			5
	5	CHN - China		1	1	2	0	1	0	2	0			7

### Current Standings

Group A					Group B				
Rank	Team	Games	Wins	Losses	Rank	Team	Games	Wins	Losses
1	CHN - China	5	5	0 Q	1	NZL - New Zealand	5	5	0 Q
1	FRA - France	5	5	0 Q	2	NED - Netherlands	5	4	1 Q
3	TPE - Chinese Taipei	5	3	2	3	LAT - Latvia	5	3	2
4	LTU - Lithuania	5	2	3	3	POL - Poland	5	3	2
5	WAL - Wales	6	2	4	5	IRL - Ireland	5	2	3
6	POR - Portugal	5	1	4	6	MEX - Mexico	5	1	4
7	IND - India	5	0	5	7	ROU - Romania	6	0	6

Group C					Group D				
Rank	Team	Games	Wins	Losses	Rank	Team	Games	Wins	Losses
1	FIN - Finland	4	4	0 Q	1	ESP - Spain	4	4	0 Q
2	AUT - Austria	4	3	1	2	TUR - Türkiye	3	3	0 Q
3	SLO - Slovenia	3	2	1	3	HKG - Hong Kong	4	2	2
4	KAZ - Kazakhstan	4	2	2	4	SVK - Slovakia	4	1	3
5	NGR - Nigeria	3	0	3	4	UKR - Ukraine	4	1	3
6	GUY - Guyana	4	0	4	6	CRO - Croatia	3	0	3

**Note:**  
Under WCF rules, tie-breaking rules for standings are not applied until after the last game of the round robin.

**Legend:**  
 Power Play      **LSFE(\*)** Last Stone First End      **Q** Qualified for the play-offs  
 Unplayed/unfinished end due to concession



**Game Results**

Sheet	Game	Team	LSFE	1	2	3	4	5	6	7	8	Extra Ends	Total
A	5	FRA - France	*	0	2	3	0	0	3	0	X		8
	5	TPE - Chinese Taipei		1	0	0	1	1	0	2	X		5

FRA - France	
F	SHEVCHUK Kseniya
M	MERCIER Eddy

TPE - Chinese Taipei	
F	CHOU Amanda
M	LIU Brendon

Last Stone Draw	Distance
↻ MERCIER Eddy	50.9cm
↻ SHEVCHUK Kseniya	12.6cm
<b>Total</b>	<b>63.5cm</b>

Last Stone Draw	Distance
↻ CHOU Amanda	108.2cm
↻ LIU Brendon	100.1cm
<b>Total</b>	<b>208.3cm</b>

Time remaining: 2 minutes 11 seconds

Power Play: End 8

Time remaining: 0 minutes 8 seconds

Power Play: End 7

**Note:**  
Team members are identified as follows:  
F = Female, M = Male

**Legend:**  
 Power Play                      ↻ Clockwise                      ↻ Counter-clockwise  
 LSFE(\*) Last Stone First End              X Unplayed/unfinished end due to concession



MON 5 DEC 2022  
Start Time 9:00

**Round Robin Session 11**  
**Group B - Sheet B**

**Game Results**

Sheet	Game	Team	LSFE	1	2	3	4	5	6	7	8	Extra Ends	Total
<b>B</b>	5	MEX - Mexico		0	3	1	1	0	0	1	0		6
	5	LAT - Latvia	*	3	0	0	0	2	2	0	1		8

<b>MEX - Mexico</b>	
F	PEREZ ANZURES Angelica
M	COHEN Ramy

<b>LAT - Latvia</b>	
F	BARONE Daina
M	VEIDEMANIS Arnis

<b>Last Stone Draw</b>		Distance
↻	COHEN Ramy	199.6cm
↻	PEREZ ANZURES Angelica	136.0cm
<b>Total</b>		<b>335.6cm</b>

<b>Last Stone Draw</b>		Distance
↻	BARONE Daina	49.6cm
↻	VEIDEMANIS Arnis	87.6cm
<b>Total</b>		<b>137.2cm</b>

Time remaining: 0 minutes 18 seconds

Power Play: End 7

Time remaining: 3 minutes 43 seconds

Power Play: End 5

**Note:**  
Team members are identified as follows:  
F = Female, M = Male

**Legend:**  
 Power Play                      ↻ Clockwise                      ↺ Counter-clockwise  
**LSFE(\*)** Last Stone First End





MON 5 DEC 2022  
Start Time 9:00

**Round Robin Session 11**  
**Group B - Sheet C**

### Game Results

Sheet	Game	Team	LSFE	1	2	3	4	5	6	7	8	Extra Ends	Total
<b>C</b>	5	IRL - Ireland		0	1	0	0	0	1	0	X		2
	5	NED - Netherlands	*	4	0	2	1	1	0	1	X		9

<b>IRL - Ireland</b>	
F	FYFE Alison
M	WILSON John

<b>NED - Netherlands</b>	
F	BOMAS Lisenka
M	GOESGENS Wouter

<b>Last Stone Draw</b>	Distance
🕒 FYFE Alison	199.6cm
🕒 WILSON John	101.0cm
<b>Total</b>	<b>300.6cm</b>

<b>Last Stone Draw</b>	Distance
🕒 BOMAS Lisenka	77.2cm
🕒 GOESGENS Wouter	199.6cm
<b>Total</b>	<b>276.8cm</b>

Time remaining: 4 minutes 19 seconds

Power Play: End 5

Time remaining: 4 minutes 36 seconds

Power Play: End 7

**Note:**  
Team members are identified as follows:  
**F** = Female, **M** = Male

**Legend:**  
 Power Play      🕒 Clockwise      🕒 Counter-clockwise  
**LSFE(\*)** Last Stone First End      **X** Unplayed/unfinished end due to concession



**WMDQE 2022**  
Dumfries, Scotland

MON 5 DEC 2022  
Start Time 9:00

**World Mixed Doubles Qualification Event 2022**  
Dumfries Ice Bowl

**Round Robin Session 11**  
**Group B - Sheet D**



### Game Results

Sheet	Game	Team	LSFE	1	2	3	4	5	6	7	8	Extra Ends	Total
D	6	ROU - Romania		0	1	0	0	1	0	X	X		2
	5	NZL - New Zealand	*	4	0	4	1	0	2	X	X		11

ROU - Romania	
F	TRAILA Iulia
M	COLIBAN Allen

NZL - New Zealand	
F	SMITH Courtney
M	HOOD Anton

Last Stone Draw		Distance
☺	COLIBAN Allen	115.0cm
☹	TRAILA Iulia	49.0cm
<b>Total</b>		<b>164.0cm</b>

Last Stone Draw		Distance
☺	HOOD Anton	110.2cm
☹	SMITH Courtney	17.3cm
<b>Total</b>		<b>127.5cm</b>

Time remaining: 5 minutes 36 seconds

Power Play: End 5

Time remaining: 4 minutes 25 seconds

Power Play: End 6

**Note:**  
Team members are identified as follows:  
F = Female, M = Male

**Legend:**  
 Power Play                      ☺ Clockwise                      ☹ Counter-clockwise  
 LSFE(\*) Last Stone First End      X Unplayed/unfinished end due to concession





MON 5 DEC 2022  
Start Time 9:00

Round Robin Session 11  
Group A - Sheet E

### Game Results

Sheet	Game	Team	LSFE	1	2	3	4	5	6	7	8	Extra	Ends	Total
E	6	WAL - Wales	*	1	1	0	1	0	3	0	1			7
	5	IND - India		0	0	1	0	3	0	1	0			5

WAL - Wales	
F	BEEVER Laura
M	COOMBS Garry

IND - India	
F	PATEL Richa
M	RAJU P. N.

Last Stone Draw		Distance
↻	COOMBS Garry	52.3cm
↺	BEEVER Laura	26.2cm
<b>Total</b>		<b>78.5cm</b>

Last Stone Draw		Distance
↻	RAJU P. N.	99.8cm
↺	PATEL Richa	199.6cm
<b>Total</b>		<b>299.4cm</b>

Time remaining: 1 minute 52 seconds

Power Play: End 8

Time remaining: 1 minute 59 seconds

Power Play: End 7

**Note:**  
Team members are identified as follows:  
F = Female, M = Male

**Legend:**  
 Power Play                      ↻ Clockwise                      ↺ Counter-clockwise  
**LSFE(\*)** Last Stone First End



MON 5 DEC 2022  
Start Time 9:00

Round Robin Session 11  
Group A - Sheet F

### Game Results

Sheet	Game	Team	LSFE	1	2	3	4	5	6	7	8	Extra Ends	Total
F	5	POR - Portugal	*	0	0	0	2	0	2	0	1		5
	5	CHN - China		1	1	2	0	1	0	2	0		7

POR - Portugal	
F	GALE SEIXEIRO April
M	SEIXEIRO Steve

CHN - China	
F	SU Tingyu
M	LI Menghua

Last Stone Draw		Distance
↻	GALE SEIXEIRO April	128.2cm
↻	SEIXEIRO Steve	100.2cm
<b>Total</b>		<b>228.4cm</b>

Last Stone Draw		Distance
↻	SU Tingyu	199.6cm
↻	LI Menghua	114.3cm
<b>Total</b>		<b>313.9cm</b>

Time remaining: 1 minute 50 seconds

Power Play: End 8

Time remaining: 1 minute 15 seconds

Power Play: End 7

**Note:**  
Team members are identified as follows:  
F = Female, M = Male

**Legend:**  
 Power Play                      ↻ Clockwise                      ↻ Counter-clockwise  
**LSFE(\*)** Last Stone First End



SUN 4 DEC 2022  
Start Time 19:30

Round Robin Session 10

### Session Results and Standings

Sheet	Game	Team	LSFE	1	2	3	4	5	6	7	8	Extra Ends	Total
A	3	TUR - Türkiye	*	4	2	2	1	2	3	X	X		14
	3	CRO - Croatia		0	0	0	0	0	0	X	X		0
B	4	AUT - Austria	*	2	0	2	3	2	2	0	X		11
	3	NGR - Nigeria		0	1	0	0	0	0	1	X		2
C	4	ESP - Spain	*	5	2	1	1	1	0	X	X		10
	4	SVK - Slovakia		0	0	0	0	0	2	X	X		2
D	4	FIN - Finland		0	2	1	0	0	6	0	1		10
	4	KAZ - Kazakhstan	*	1	0	0	1	2	0	3	0		7
E	4	HKG - Hong Kong		0	0	1	0	1	4	0	2		8
	4	UKR - Ukraine	*	1	1	0	2	0	0	2	0		6
F	4	GUY - Guyana	*	0	2	0	0	0	4	X	X		6
	3	SLO - Slovenia		1	0	6	2	3	0	X	X		12

### Current Standings

Group A					Group B				
Rank	Team	Games	Wins	Losses	Rank	Team	Games	Wins	Losses
1	CHN - China	4	4	0	1	NZL - New Zealand	4	4	0
1	FRA - France	4	4	0	2	NED - Netherlands	4	3	1
3	TPE - Chinese Taipei	4	3	1	3	POL - Poland	5	3	2
4	LTU - Lithuania	5	2	3	4	IRL - Ireland	4	2	2
5	POR - Portugal	4	1	3	4	LAT - Latvia	4	2	2
6	WAL - Wales	5	1	4	6	MEX - Mexico	4	1	3
7	IND - India	4	0	4	7	ROU - Romania	5	0	5

Group C					Group D				
Rank	Team	Games	Wins	Losses	Rank	Team	Games	Wins	Losses
1	FIN - Finland	4	4	0 Q	1	ESP - Spain	4	4	0 Q
2	AUT - Austria	4	3	1	2	TUR - Türkiye	3	3	0 Q
3	SLO - Slovenia	3	2	1	3	HKG - Hong Kong	4	2	2
4	KAZ - Kazakhstan	4	2	2	4	SVK - Slovakia	4	1	3
5	NGR - Nigeria	3	0	3	4	UKR - Ukraine	4	1	3
6	GUY - Guyana	4	0	4	6	CRO - Croatia	3	0	3

**Note:**  
Under WCF rules, tie-breaking rules for standings are not applied until after the last game of the round robin.

**Legend:**  
 Power Play                                      **LSFE(\*)** Last Stone First End                                      **Q** Qualified for the play-offs  
**X** Unplayed/unfinished end due to concession





**WMDQE 2022**  
Dumfries, Scotland

**World Mixed Doubles Qualification Event 2022**  
Dumfries Ice Bowl



SUN 4 DEC 2022  
Start Time 19:30

Round Robin Session 10  
Group D - Sheet A

### Game Results

Sheet	Game	Team	LSFE	1	2	3	4	5	6	7	8	Extra Ends	Total
A	3	TUR - Türkiye	*	4	2	2	1	2	3	X	X		14
	3	CRO - Croatia		0	0	0	0	0	0	X	X		0

#### TUR - Türkiye

F YILDIZ Dilsat  
M ÇAKIR Bilal Omer

#### Last Stone Draw

↻ YILDIZ Dilsat  
↻ ÇAKIR Bilal Omer

**Total** 168.7cm

Time remaining: 14 minutes 23 seconds

#### CRO - Croatia

F BESTAK Petra  
M PUFRNIK Neven

#### Last Stone Draw

↻ PUFRNIK Neven  
↻ BESTAK Petra

**Total** 236.2cm

Time remaining: 12 minutes 17 seconds

#### Note:

Team members are identified as follows:  
F = Female, M = Male

#### Legend:

↻ Clockwise      ↻ Counter-clockwise  
X Unplayed/unfinished end due to concession

LSFE(\*) Last Stone First End



**WMDQE 2022**  
Dumfries, Scotland

SUN 4 DEC 2022  
Start Time 19:30

**World Mixed Doubles Qualification Event 2022**  
Dumfries Ice Bowl

**Round Robin Session 10**  
**Group C - Sheet B**



### Game Results

Sheet	Game	Team	LSFE	1	2	3	4	5	6	7	8	Extra	Ends	Total
<b>B</b>	4	AUT - Austria	*	2	0	2	3	2	2	0	X			11
	3	NGR - Nigeria		0	1	0	0	0	0	1	X			2

AUT - Austria	
F	AUGUSTIN Hannah
M	REICHEL Martin

NGR - Nigeria	
F	COLE Susana
M	COLE T.J.

Last Stone Draw	Distance
🕒 AUGUSTIN Hannah	19.7cm
🕒 REICHEL Martin	11.5cm
<b>Total</b>	<b>31.2cm</b>

Time remaining: 5 minutes 3 seconds

Last Stone Draw	Distance
🕒 COLE Susana	199.6cm
🕒 COLE T.J.	108.3cm
<b>Total</b>	<b>307.9cm</b>

Time remaining: 4 minutes 55 seconds

Power Play: End 7

**Note:**  
Team members are identified as follows:  
**F** = Female, **M** = Male

**Legend:**  
 Power Play  
 Clockwise  
 Counter-clockwise  
**LSFE(\*)** Last Stone First End  
**X** Unplayed/unfinished end due to concession





**WMDQE 2022**  
Dumfries, Scotland

SUN 4 DEC 2022  
Start Time 19:30

**World Mixed Doubles Qualification Event 2022**  
Dumfries Ice Bowl

**Round Robin Session 10**  
**Group D - Sheet C**



### Game Results

Sheet	Game	Team	LSFE	1	2	3	4	5	6	7	8	Extra	Ends	Total
<b>C</b>	4	ESP - Spain	*	5	2	1	1	1	0	X	X			10
	4	SVK - Slovakia		0	0	0	0	0	2	X	X			2

ESP - Spain	
F	OTAEGI Oihane
M	UNANUE Mikel

SVK - Slovakia	
F	MAKOVNIKOVA Slavka
M	PITONAK Frantisek

Last Stone Draw		Distance
↻	OTAEGI Oihane	36.2cm
↺	UNANUE Mikel	175.2cm
<b>Total</b>		<b>211.4cm</b>

Last Stone Draw		Distance
↻	MAKOVNIKOVA Slavka	33.8cm
↺	PITONAK Frantisek	199.6cm
<b>Total</b>		<b>233.4cm</b>

Time remaining: 8 minutes 10 seconds

Time remaining: 2 minutes 47 seconds

Power Play: End 4

**Note:**  
Team members are identified as follows:  
F = Female, M = Male

**Legend:**  
 Power Play      ↻ Clockwise      ↺ Counter-clockwise  
 LSFE(\*) Last Stone First End      X Unplayed/unfinished end due to concession





**WMDQE 2022**  
Dumfries, Scotland

**World Mixed Doubles Qualification Event 2022**  
Dumfries Ice Bowl



SUN 4 DEC 2022  
Start Time 19:30

**Round Robin Session 10**  
**Group C - Sheet D**

### Game Results

Sheet	Game	Team	LSFE	1	2	3	4	5	6	7	8	Extra	Ends	Total
D	4	FIN - Finland		0	2	1	0	0	6	0	1			10
	4	KAZ - Kazakhstan	*	1	0	0	1	2	0	3	0			7

FIN - Finland	
F	IMMONEN Lotta
M	SIPILA Markus

KAZ - Kazakhstan	
F	KOLYKHALOVA Yekaterina
M	ZHUMAGOZHA Adil

Last Stone Draw		Distance
↻	SIPILA Markus	132.4cm
↻	IMMONEN Lotta	152.9cm
<b>Total</b>		<b>285.3cm</b>

Last Stone Draw		Distance
↻	KOLYKHALOVA Yekaterina	50.2cm
↻	ZHUMAGOZHA Adil	18.4cm
<b>Total</b>		<b>68.6cm</b>

Time remaining: 2 minutes 23 seconds

Power Play: End 6

Time remaining: 1 minute 32 seconds

Power Play: End 7

**Note:**  
Team members are identified as follows:  
F = Female, M = Male

**Legend:**  
 Power Play                      ↻ Clockwise                      ↻ Counter-clockwise  
**LSFE(\*)** Last Stone First End



SUN 4 DEC 2022  
Start Time 19:30

**Round Robin Session 10**  
**Group D - Sheet E**

### Game Results

Sheet	Game	Team	LSFE	1	2	3	4	5	6	7	8	Extra	Ends	Total
E	4	HKG - Hong Kong		0	0	1	0	1	4	0	2			8
	4	UKR - Ukraine	*	1	1	0	2	0	0	2	0			6

HKG - Hong Kong	
F	HUNG Ling-Yue
M	CHANG Jason

UKR - Ukraine	
F	KOTOVA Anastasiia
M	NIKOLOV Eduard

Last Stone Draw		Distance
↻	CHANG Jason	57.7cm
↻	HUNG Ling-Yue	121.8cm
<b>Total</b>		<b>179.5cm</b>

Last Stone Draw		Distance
↻	KOTOVA Anastasiia	46.6cm
↻	NIKOLOV Eduard	30.0cm
<b>Total</b>		<b>76.6cm</b>

Time remaining: 2 minutes 7 seconds

Power Play: End 8

Time remaining: 1 minute 13 seconds

Power Play: End 7

**Note:**  
Team members are identified as follows:  
F = Female, M = Male

**Legend:**  
 Power Play                      ↻ Clockwise                      ↺ Counter-clockwise  
**LSFE(\*)** Last Stone First End



**WMDQE 2022**  
Dumfries, Scotland

SUN 4 DEC 2022  
Start Time 19:30

**World Mixed Doubles Qualification Event 2022**  
Dumfries Ice Bowl

**Round Robin Session 10**  
**Group C - Sheet F**



### Game Results

Sheet	Game	Team	LSFE	1	2	3	4	5	6	7	8	Extra	Ends	Total
F	4	GUY - Guyana	*	0	2	0	0	0	4	X	X			6
	3	SLO - Slovenia		1	0	6	2	3	0	X	X			12

GUY - Guyana	
F	HUSSAIN Farzana
M	HUSAIN Rayad

SLO - Slovenia	
F	JERE Lea
M	ZELINKA Gaber Bor

Last Stone Draw		Distance
↻	HUSSAIN Farzana	63.0cm
↻	HUSAIN Rayad	86.0cm
<b>Total</b>		<b>149.0cm</b>

Last Stone Draw		Distance
↻	ZELINKA Gaber Bor	95.7cm
↻	JERE Lea	199.6cm
<b>Total</b>		<b>295.3cm</b>

Time remaining: 7 minutes 55 seconds

Time remaining: 7 minutes 26 seconds

Power Play: End 4

**Note:**  
Team members are identified as follows:  
F = Female, M = Male

**Legend:**  
 Power Play                      ↻ Clockwise                      ↻ Counter-clockwise  
**LSFE(\*)** Last Stone First End                      **X** Unplayed/unfinished end due to concession

SUN 4 DEC 2022  
Start Time 16:00

Round Robin Session 9

### Session Results and Standings

Sheet	Game	Team	LSFE	1	2	3	4	5	6	7	8	Extra	Ends	Total
A	4	IRL - Ireland		0	0	1	0	2	1	1	0			5
	5	POL - Poland	*	1	1	0	3	0	0	0	1			6
B	5	WAL - Wales	*	2	0	0	1	0	0	0	0			3
	4	CHN - China		0	1	1	0	1	1	0	0			4
C	5	ROU - Romania	*	1	0	1	1	0	0	0	X			3
	4	LAT - Latvia		0	3	0	0	3	3	2	X			11
D	4	TPE - Chinese Taipei		2	0	0	1	2	1	0	3			9
	4	IND - India	*	0	1	1	0	0	0	3	0			5
E	4	NZL - New Zealand		0	1	1	1	1	1	2	X			7
	4	MEX - Mexico	*	1	0	0	0	0	0	0	X			1
F	4	FRA - France		0	3	0	0	1	2	0	X			6
	5	LTU - Lithuania	*	1	0	1	1	0	0	1	X			4

### Current Standings

Group A					Group B				
Rank	Team	Games	Wins	Losses	Rank	Team	Games	Wins	Losses
1	CHN - China	4	4	0	1	NZL - New Zealand	4	4	0
1	FRA - France	4	4	0	2	NED - Netherlands	4	3	1
3	TPE - Chinese Taipei	4	3	1	3	POL - Poland	5	3	2
4	LTU - Lithuania	5	2	3	4	IRL - Ireland	4	2	2
5	POR - Portugal	4	1	3	4	LAT - Latvia	4	2	2
6	WAL - Wales	5	1	4	6	MEX - Mexico	4	1	3
7	IND - India	4	0	4	7	ROU - Romania	5	0	5
Group C					Group D				
Rank	Team	Games	Wins	Losses	Rank	Team	Games	Wins	Losses
1	FIN - Finland	3	3	0	1	ESP - Spain	3	3	0
2	AUT - Austria	3	2	1	2	TUR - Türkiye	2	2	0
2	KAZ - Kazakhstan	3	2	1	3	HKG - Hong Kong	3	1	2
4	SLO - Slovenia	2	1	1	3	SVK - Slovakia	3	1	2
5	NGR - Nigeria	2	0	2	3	UKR - Ukraine	3	1	2
6	GUY - Guyana	3	0	3	6	CRO - Croatia	2	0	2

**Note:**  
Under WCF rules, tie-breaking rules for standings are not applied until after the last game of the round robin.

**Legend:**  
 Power Play     
 **LSFE(\*)** Last Stone First End     
 **X** Unplayed/unfinished end due to concession



SUN 4 DEC 2022  
Start Time 16:00

**Round Robin Session 9**  
**Group B - Sheet A**

### Game Results

Sheet	Game	Team	LSFE	1	2	3	4	5	6	7	8	Extra	Ends	Total
A	4	IRL - Ireland		0	0	1	0	2	1	1	0			5
	5	POL - Poland	*	1	1	0	3	0	0	0	1			6

IRL - Ireland	
F	FYFE Alison
M	WILSON John

POL - Poland	
F	WALCZAK Adela
M	AUGUSTYNIAK Andrzej

Last Stone Draw		Distance
↻	WILSON John	104.2cm
↺	FYFE Alison	37.7cm
<b>Total</b>		<b>141.9cm</b>

Last Stone Draw		Distance
↻	AUGUSTYNIAK Andrzej	23.8cm
↺	WALCZAK Adela	11.2cm
<b>Total</b>		<b>35.0cm</b>

Time remaining: 0 minutes 54 seconds


Power Play: End 5

Time remaining: 1 minute 14 seconds

Power Play: End 7

**Note:**  
Team members are identified as follows:  
F = Female, M = Male

**Legend:**  
 Power Play                      ↻ Clockwise                      ↺ Counter-clockwise  
**LSFE(\*)** Last Stone First End



**WMDQE 2022**  
Dumfries, Scotland

**World Mixed Doubles Qualification Event 2022**  
Dumfries Ice Bowl



SUN 4 DEC 2022  
Start Time 16:00

**Round Robin Session 9**  
**Group A - Sheet B**

### Game Results

Sheet	Game	Team	LSFE	1	2	3	4	5	6	7	8	Extra	Ends	Total
B	5	WAL - Wales	*	2	0	0	1	0	0	0	0			3
	4	CHN - China		0	1	1	0	1	1	0	0			4

WAL - Wales	
F	BEEVER Laura
M	COOMBS Garry

CHN - China	
F	SU Tingyu
M	LI Menghua

Last Stone Draw		Distance
↻	COOMBS Garry	96.2cm
↻	BEEVER Laura	99.5cm
<b>Total</b>		<b>195.7cm</b>

Last Stone Draw		Distance
↻	LI Menghua	62.9cm
↻	SU Tingyu	199.6cm
<b>Total</b>		<b>262.5cm</b>

Time remaining: 4 minutes 35 seconds

Time remaining: 5 minutes 53 seconds

**Note:**  
Team members are identified as follows:  
F = Female, M = Male

**Legend:**  
↻ Clockwise      ↻ Counter-clockwise      **LSFE(\*)** Last Stone First End

## Game Results

Sheet	Game	Team	LSFE	1	2	3	4	5	6	7	8	Extra Ends	Total
C	5	ROU - Romania	*	1	0	1	1	0	0	0	X		3
	4	LAT - Latvia		0	3	0	0	3	3	2	X		11

ROU - Romania	
F	TRAILA Iulia
M	COLIBAN Allen

LAT - Latvia	
F	BARONE Daina
M	VEIDEMANIS Arnis

Last Stone Draw		Distance
↻	TRAILA Iulia	33.8cm
↺	COLIBAN Allen	7.4cm
<b>Total</b>		<b>41.2cm</b>

Time remaining: 2 minutes 39 seconds

Power Play: End 6

Last Stone Draw		Distance
↻	VEIDEMANIS Arnis	39.5cm
↺	BARONE Daina	37.6cm
<b>Total</b>		<b>77.1cm</b>

Time remaining: 5 minutes 52 seconds

Power Play: End 5

**Note:**  
Team members are identified as follows:  
F = Female, M = Male

**Legend:**  
 Power Play                      ↻ Clockwise                      ↺ Counter-clockwise  
**LSFE(\*)** Last Stone First End                      **X** Unplayed/unfinished end due to concession



SUN 4 DEC 2022  
Start Time 16:00

**Round Robin Session 9**  
**Group A - Sheet D**

### Game Results

Sheet	Game	Team	LSFE	1	2	3	4	5	6	7	8	Extra	Ends	Total
D	4	TPE - Chinese Taipei		2	0	0	1	2	1	0	3			9
	4	IND - India	*	0	1	1	0	0	0	3	0			5

TPE - Chinese Taipei	
F	CHOU Amanda
M	LIU Brendon

IND - India	
F	PATEL Richa
M	RAJU P. N.

Last Stone Draw		Distance
↻	LIU Brendon	199.6cm
↺	CHOU Amanda	172.5cm
<b>Total</b>		<b>372.1cm</b>

Last Stone Draw		Distance
↻	PATEL Richa	150.0cm
↺	RAJU P. N.	42.7cm
<b>Total</b>		<b>192.7cm</b>

Time remaining: 0 minutes 49 seconds

Power Play: End 8

Time remaining: 1 minute 34 seconds

Power Play: End 7

**Note:**  
Team members are identified as follows:  
F = Female, M = Male

**Legend:**  
 Power Play                      ↻ Clockwise                      ↺ Counter-clockwise  
**LSFE(\*)** Last Stone First End





**Game Results**

Sheet	Game	Team	LSFE	1	2	3	4	5	6	7	8	Extra Ends	Total
E	4	NZL - New Zealand		0	1	1	1	1	1	2	X		7
	4	MEX - Mexico	*	1	0	0	0	0	0	0	X		1

NZL - New Zealand	
F	SMITH Courtney
M	HOOD Anton

MEX - Mexico	
F	PEREZ ANZURES Angelica
M	COHEN Ramy

**Last Stone Draw** Distance

🕒	SMITH Courtney	58.4cm
🕒	HOOD Anton	77.3cm
<b>Total</b>		<b>135.7cm</b>

Time remaining: 6 minutes 9 seconds

**Last Stone Draw** Distance


🕒	PEREZ ANZURES Angelica	45.0cm
🕒	COHEN Ramy	80.5cm
<b>Total</b>		<b>125.5cm</b>

Time remaining: 2 minutes 33 seconds  
Power Play: End 5

**Note:**  
Team members are identified as follows:  
F = Female, M = Male

**Legend:**  
 Power Play      🕒 Clockwise      🕒 Counter-clockwise  
 LSFE(\*) Last Stone First End      X Unplayed/unfinished end due to concession





SUN 4 DEC 2022  
Start Time 16:00

**Round Robin Session 9**  
**Group A - Sheet F**

### Game Results

Sheet	Game	Team	LSFE	1	2	3	4	5	6	7	8	Extra	Ends	Total
F	4	FRA - France		0	3	0	0	1	2	0	X			6
	5	LTU - Lithuania	*	1	0	1	1	0	0	1	X			4

FRA - France	
F	SHEVCHUK Kseniya
M	MERCIER Eddy

LTU - Lithuania	
F	JURKUTE Mintaute
M	RYMEIKIS Paulius

<b>Last Stone Draw</b>	Distance
☺ SHEVCHUK Kseniya	80.7cm
☹ MERCIER Eddy	27.6cm
<b>Total</b>	<b>108.3cm</b>

<b>Last Stone Draw</b>	Distance
☺ JURKUTE Mintaute	11.6cm
☹ RYMEIKIS Paulius	49.2cm
<b>Total</b>	<b>60.8cm</b>

Time remaining: 1 minute 41 seconds

Power Play: End 8

Time remaining: 0 minutes 35 seconds

Power Play: End 7

**Note:**  
Team members are identified as follows:  
F = Female, M = Male

**Legend:**  
 Power Play    ☺ Clockwise    ☹ Counter-clockwise  
**LSFE(\*)** Last Stone First End    **X** Unplayed/unfinished end due to concession



SUN 4 DEC 2022  
Start Time 12:30

**Round Robin Session 8**

### Session Results and Standings

Sheet	Game	Team	LSFE	1	2	3	4	5	6	7	8	Extra Ends	Total
<b>C</b>	3	KAZ - Kazakhstan	*	0	1	3	0	1	0	0	3		8
	2	SLO - Slovenia		1	0	0	1	0	1	3	0		6
<b>D</b>	3	ESP - Spain	*	3	0	0	2	2	2	1	X		10
	3	HKG - Hong Kong		0	1	2	0	0	0	0	X		3
<b>E</b>	3	FIN - Finland	*	2	1	2	2	1	1	X	X		9
	3	GUY - Guyana		0	0	0	0	0	0	X	X		0
<b>F</b>	3	SVK - Slovakia		0	0	1	0	0	4	0	0		5
	3	UKR - Ukraine	*	1	1	0	1	1	0	2	1		7

### Current Standings

Group A					Group B				
Rank	Team	Games	Wins	Losses	Rank	Team	Games	Wins	Losses
1	CHN - China	3	3	0	1	NZL - New Zealand	3	3	0
1	FRA - France	3	3	0	2	NED - Netherlands	4	3	1
3	TPE - Chinese Taipei	3	2	1	3	IRL - Ireland	3	2	1
4	LTU - Lithuania	4	2	2	4	POL - Poland	4	2	2
5	POR - Portugal	4	1	3	5	LAT - Latvia	3	1	2
5	WAL - Wales	4	1	3	5	MEX - Mexico	3	1	2
7	IND - India	3	0	3	7	ROU - Romania	4	0	4

Group C					Group D				
Rank	Team	Games	Wins	Losses	Rank	Team	Games	Wins	Losses
1	FIN - Finland	3	3	0	1	ESP - Spain	3	3	0
2	AUT - Austria	3	2	1	2	TUR - Türkiye	2	2	0
2	KAZ - Kazakhstan	3	2	1	3	HKG - Hong Kong	3	1	2
4	SLO - Slovenia	2	1	1	3	SVK - Slovakia	3	1	2
5	NGR - Nigeria	2	0	2	3	UKR - Ukraine	3	1	2
6	GUY - Guyana	3	0	3	6	CRO - Croatia	2	0	2

**Note:**  
Under WCF rules, tie-breaking rules for standings are not applied until after the last game of the round robin.

**Legend:**  
 Power Play                      **LSFE(\*)** Last Stone First End                      **X** Unplayed/unfinished end due to concession



**WMDQE 2022**  
Dumfries, Scotland

**World Mixed Doubles Qualification Event 2022**  
Dumfries Ice Bowl



SUN 4 DEC 2022  
Start Time 12:30

**Round Robin Session 8**  
**Group C - Sheet C**

### Game Results

Sheet	Game	Team	LSFE	1	2	3	4	5	6	7	8	Extra Ends	Total
C	3	KAZ - Kazakhstan	*	0	1	3	0	1	0	0	3		8
	2	SLO - Slovenia		1	0	0	1	0	1	3	0		6

KAZ - Kazakhstan	
F	KOLYKHALOVA Yekaterina
M	ZHUMAGOZHA Adil

SLO - Slovenia	
F	JERE Lea
M	ZELINKA Gaber Bor

Last Stone Draw		Distance
↻	ZHUMAGOZHA Adil	86.6cm
↻	KOLYKHALOVA Yekaterina	118.4cm
<b>Total</b>		<b>205.0cm</b>

Last Stone Draw		Distance
↻	ZELINKA Gaber Bor	56.1cm
↻	JERE Lea	199.6cm
<b>Total</b>		<b>255.7cm</b>

Time remaining: 2 minutes 15 seconds

Time remaining: 0 minutes 43 seconds

Power Play: End 8

**Note:**  
Team members are identified as follows:  
F = Female, M = Male

**Legend:**  
 Power Play                      ↻ Clockwise                      ↻ Counter-clockwise  
**LSFE(\*)** Last Stone First End



**WMDQE 2022**  
Dumfries, Scotland

**World Mixed Doubles Qualification Event 2022**  
Dumfries Ice Bowl



**SUN 4 DEC 2022**  
Start Time 12:30

**Round Robin Session 8**  
**Group D - Sheet D**

### Game Results

Sheet	Game	Team	LSFE	1	2	3	4	5	6	7	8	Extra	Ends	Total
D	3	ESP - Spain	*	3	0	0	2	2	2	1	X			10
	3	HKG - Hong Kong		0	1	2	0	0	0	0	X			3

<b>ESP - Spain</b>	
F	OTAEGI Oihane
M	UNANUE Mikel

<b>HKG - Hong Kong</b>	
F	HUNG Ling-Yue
M	CHANG Jason

<b>Last Stone Draw</b>		Distance
⌚	OTAEGI Oihane	45.9cm
⌚	UNANUE Mikel	67.0cm
<b>Total</b>		<b>112.9cm</b>

<b>Last Stone Draw</b>		Distance
⌚	HUNG Ling-Yue	25.8cm
⌚	CHANG Jason	199.6cm
<b>Total</b>		<b>225.4cm</b>

Time remaining: 5 minutes 25 seconds

Time remaining: 1 minute 51 seconds

Power Play: End 6

**Note:**  
Team members are identified as follows:  
F = Female, M = Male

**Legend:**

<input type="checkbox"/> Power Play	Clockwise	Counter-clockwise	
<b>LSFE(*)</b> Last Stone First End	<b>X</b> Unplayed/unfinished end due to concession		



### Game Results

Sheet	Game	Team	LSFE	1	2	3	4	5	6	7	8	Extra Ends	Total
E	3	FIN - Finland	*	2	1	2	2	1	1	X	X		9
	3	GUY - Guyana		0	0	0	0	0	0	X	X		0

FIN - Finland	
F	IMMONEN Lotta
M	SIPILA Markus

GUY - Guyana	
F	HUSSAIN Farzana
M	HUSSAIN Rayad

Last Stone Draw		Distance
↻	IMMONEN Lotta	126.5cm
↺	SIPILA Markus	32.3cm
<b>Total</b>		<b>158.8cm</b>

Time remaining: 7 minutes 18 seconds

Last Stone Draw		Distance
↻	HUSSAIN Rayad	69.8cm
↺	HUSSAIN Farzana	150.1cm
<b>Total</b>		<b>219.9cm</b>

Time remaining: 6 minutes 36 seconds

Power Play: End 3

**Note:**  
Team members are identified as follows:  
F = Female, M = Male

**Legend:**  
 Power Play      ↻ Clockwise      ↺ Counter-clockwise  
 LSFE(\*) Last Stone First End      X Unplayed/unfinished end due to concession



**WMDQE 2022**  
Dumfries, Scotland

**World Mixed Doubles Qualification Event 2022**  
Dumfries Ice Bowl



SUN 4 DEC 2022  
Start Time 12:30

**Round Robin Session 8**  
**Group D - Sheet F**

### Game Results

Sheet	Game	Team	LSFE	1	2	3	4	5	6	7	8	Extra	Ends	Total
F	3	SVK - Slovakia		0	0	1	0	0	4	0	0			5
	3	UKR - Ukraine	*	1	1	0	1	1	0	2	1			7

SVK - Slovakia	
F	MAKOVNIKOVA Slavka
M	PITONAK Frantisek

UKR - Ukraine	
F	KOTOVA Anastasiia
M	NIKOLOV Eduard

Last Stone Draw		Distance
↻	PITONAK Frantisek	199.6cm
↺	MAKOVNIKOVA Slavka	28.4cm
<b>Total</b>		<b>228.0cm</b>

Last Stone Draw		Distance
↻	KOTOVA Anastasiia	133.3cm
↺	NIKOLOV Eduard	21.6cm
<b>Total</b>		<b>154.9cm</b>

Time remaining: 0 minutes 38 seconds

Power Play: End 6

Time remaining: 0 minutes 21 seconds

Power Play: End 7

**Note:**  
Team members are identified as follows:  
F = Female, M = Male

**Legend:**  
 Power Play                      ↻ Clockwise                      ↺ Counter-clockwise  
**LSFE(\*)** Last Stone First End

SUN 4 DEC 2022  
Start Time 9:00

Round Robin Session 7

### Session Results and Standings

Sheet	Game	Team	LSFE	1	2	3	4	5	6	7	8	Extra	Ends	Total
A	3	LAT - Latvia		0	2	1	0	1	0	0	X			4
	3	NZL - New Zealand	*	2	0	0	2	0	2	1	X			7
B	3	IND - India	*	0	0	0	1	0	0	X	X			1
	3	FRA - France		1	3	1	0	4	2	X	X			11
C	4	POL - Poland		4	1	0	5	0	5	X	X			15
	3	MEX - Mexico	*	0	0	1	0	1	0	X	X			2
D	4	LTU - Lithuania	*	1	1	1	3	0	2	3	X			11
	4	POR - Portugal		0	0	0	0	3	0	0	X			3
E	4	NED - Netherlands	*	2	0	1	1	1	0	1	0	2		8
	4	ROU - Romania		0	2	0	0	0	1	0	3	0		6
F	3	TPE - Chinese Taipei	*	0	0	1	0	2	1	0	3			7
	4	WAL - Wales		2	1	0	2	0	0	1	0			6

### Current Standings

Group A					Group B				
Rank	Team	Games	Wins	Losses	Rank	Team	Games	Wins	Losses
1	CHN - China	3	3	0	1	NZL - New Zealand	3	3	0
1	FRA - France	3	3	0	2	NED - Netherlands	4	3	1
3	TPE - Chinese Taipei	3	2	1	3	IRL - Ireland	3	2	1
4	LTU - Lithuania	4	2	2	4	POL - Poland	4	2	2
5	POR - Portugal	4	1	3	5	LAT - Latvia	3	1	2
5	WAL - Wales	4	1	3	5	MEX - Mexico	3	1	2
7	IND - India	3	0	3	7	ROU - Romania	4	0	4

Group C					Group D				
Rank	Team	Games	Wins	Losses	Rank	Team	Games	Wins	Losses
1	FIN - Finland	2	2	0	1	ESP - Spain	2	2	0
2	AUT - Austria	3	2	1	1	TUR - Türkiye	2	2	0
3	SLO - Slovenia	1	1	0	3	HKG - Hong Kong	2	1	1
4	KAZ - Kazakhstan	2	1	1	3	SVK - Slovakia	2	1	1
5	GUY - Guyana	2	0	2	5	CRO - Croatia	2	0	2
5	NGR - Nigeria	2	0	2	5	UKR - Ukraine	2	0	2

**Note:**  
Under WCF rules, tie-breaking rules for standings are not applied until after the last game of the round robin.

**Legend:**  
 Power Play                      **LSFE(\*)** Last Stone First End                      **X** Unplayed/unfinished end due to concession





**WMDQE 2022**  
Dumfries, Scotland

SUN 4 DEC 2022  
Start Time 9:00

**World Mixed Doubles Qualification Event 2022**  
Dumfries Ice Bowl

**Round Robin Session 7**  
**Group B - Sheet A**



**Game Results**

Sheet	Game	Team	LSFE	1	2	3	4	5	6	7	8	Extra	Ends	Total
A	3	LAT - Latvia		0	2	1	0	1	0	0	X			4
	3	NZL - New Zealand	*	2	0	0	2	0	2	1	X			7

LAT - Latvia	
F	BARONE Daina
M	VEIDEMANIS Arnis

NZL - New Zealand	
F	SMITH Courtney
M	HOOD Anton

Last Stone Draw		Distance
☺	BARONE Daina	131.6cm
☺	VEIDEMANIS Arnis	96.0cm
<b>Total</b>		<b>227.6cm</b>

Last Stone Draw		Distance
☺	HOOD Anton	52.0cm
☺	SMITH Courtney	37.8cm
<b>Total</b>		<b>89.8cm</b>

Time remaining: 3 minutes 9 seconds

Power Play: End 5

Time remaining: 2 minutes 21 seconds

Power Play: End 6

**Note:**  
Team members are identified as follows:  
F = Female, M = Male

**Legend:**  
 Power Play                      ☺ Clockwise                      ☻ Counter-clockwise  
**LSFE(\*)** Last Stone First End                      **X** Unplayed/unfinished end due to concession



### Game Results

Sheet	Game	Team	LSFE	1	2	3	4	5	6	7	8	Extra Ends	Total
C	4	POL - Poland		4	1	0	5	0	5	X	X		15
	3	MEX - Mexico	*	0	0	1	0	1	0	X	X		2

POL - Poland	
F	WALCZAK Adela
M	AUGUSTYNIAK Andrzej

MEX - Mexico	
F	PEREZ ANZURES Angelica
M	COHEN Ramy

Last Stone Draw		Distance
☺	WALCZAK Adela	199.6cm
☹	AUGUSTYNIAK Andrzej	35.6cm
<b>Total</b>		<b>235.2cm</b>

Time remaining: 7 minutes 54 seconds

Last Stone Draw		Distance
☺	COHEN Ramy	35.2cm
☹	PEREZ ANZURES Angelica	61.4cm
<b>Total</b>		<b>96.6cm</b>

Time remaining: 4 minutes 15 seconds  
Power Play: End 5

**Note:**  
Team members are identified as follows:  
F = Female, M = Male

**Legend:**

☐ Power Play    ☺ Clockwise    ☹ Counter-clockwise

LSFE(\*) Last Stone First End    X Unplayed/unfinished end due to concession



SUN 4 DEC 2022  
Start Time 9:00

**Round Robin Session 7**  
**Group A - Sheet D**

### Game Results

Sheet	Game	Team	LSFE	1	2	3	4	5	6	7	8	Extra Ends	Total
D	4	LTU - Lithuania	*	1	1	1	3	0	2	3	X		11
	4	POR - Portugal		0	0	0	0	3	0	0	X		3

LTU - Lithuania	
F	JURKUTE Mintaute
M	RYMEIKIS Paulius

POR - Portugal	
F	GALE SEIXEIRO April
M	SEIXEIRO Steve

Last Stone Draw		Distance
⌚	RYMEIKIS Paulius	11.0cm
⌚	JURKUTE Mintaute	10.4cm
<b>Total</b>		<b>21.4cm</b>

Last Stone Draw		Distance
⌚	SEIXEIRO Steve	54.7cm
⌚	GALE SEIXEIRO April	124.7cm
<b>Total</b>		<b>179.4cm</b>

Time remaining: 4 minutes 35 seconds

Time remaining: 4 minutes 37 seconds

Power Play: End 5

**Note:**  
Team members are identified as follows:  
F = Female, M = Male

**Legend:**  
 Power Play                      ⌚ Clockwise                      ⌚ Counter-clockwise  
**LSFE(\*)** Last Stone First End                      **X** Unplayed/unfinished end due to concession



SUN 4 DEC 2022  
Start Time 9:00

**Round Robin Session 7**  
**Group B - Sheet E**

### Game Results

Sheet	Game	Team	LSFE	1	2	3	4	5	6	7	8	Extra	Ends	Total
E	4	NED - Netherlands	*	2	0	1	1	1	0	1	0	2		8
	4	ROU - Romania		0	2	0	0	0	1	0	3	0		6

NED - Netherlands	
F	BOMAS Lisenka
M	GOESGENS Wouter

ROU - Romania	
F	TRAILA Iulia
M	COLIBAN Allen

Last Stone Draw		Distance
↻	BOMAS Lisenka	37.1cm
↻	GOESGENS Wouter	35.6cm
<b>Total</b>		<b>72.7cm</b>
Time remaining: 0 minutes 58 seconds		
2 minutes 13 seconds (after extra end)		
Power Play: End 7		

Last Stone Draw		Distance
↻	COLIBAN Allen	199.6cm
↻	TRAILA Iulia	31.3cm
<b>Total</b>		<b>230.9cm</b>
Time remaining: 0 minutes 15 seconds		
1 minute 55 seconds (after extra end)		
Power Play: End 6		

**Note:**  
Team members are identified as follows:  
F = Female, M = Male

**Legend:**  
 Power Play                      ↻ Clockwise                      ↻ Counter-clockwise  
**LSFE(\*)** Last Stone First End



**WMDQE 2022**  
Dumfries, Scotland

**World Mixed Doubles Qualification Event 2022**  
Dumfries Ice Bowl



SUN 4 DEC 2022  
Start Time 9:00

**Round Robin Session 7**  
**Group A - Sheet F**

### Game Results

Sheet	Game	Team	LSFE	1	2	3	4	5	6	7	8	Extra	Ends	Total
F	3	TPE - Chinese Taipei	*	0	0	1	0	2	1	0	3			7
	4	WAL - Wales		2	1	0	2	0	0	1	0			6

TPE - Chinese Taipei	
F	CHOU Amanda
M	LIU Brendon

WAL - Wales	
F	BEEVER Laura
M	COOMBS Garry

Last Stone Draw		Distance
↻	CHOU Amanda	76.4cm
↺	LIU Brendon	73.1cm
<b>Total</b>		<b>149.5cm</b>

Last Stone Draw		Distance
↻	BEEVER Laura	176.7cm
↺	COOMBS Garry	67.1cm
<b>Total</b>		<b>243.8cm</b>

Time remaining: 0 minutes 11 seconds

Time remaining: 2 minutes 34 seconds

Power Play: End 8

**Note:**  
Team members are identified as follows:  
F = Female, M = Male

**Legend:**  
 Power Play                      ↻ Clockwise                      ↺ Counter-clockwise  
**LSFE(\*)** Last Stone First End

SAT 3 DEC 2022  
Start Time 19:30

**Round Robin Session 6**

## Session Results and Standings

Sheet	Game	Team	LSFE	1	2	3	4	5	6	7	8	Extra	Ends	Total
A	2	IND - India	*	2	2	0	0	0	0	0	X			4
	3	POR - Portugal		0	0	1	2	2	1	2	X			8
B	3	POL - Poland	*	5	2	1	1	1	1	X	X			11
	3	ROU - Romania		0	0	0	0	0	0	X	X			0
C	3	WAL - Wales		1	0	2	0	0	2	0	2	0		7
	2	FRA - France	*	0	1	0	2	2	0	2	0	1		8
D	2	MEX - Mexico	*	1	0	0	0	2	0	X	X			3
	3	IRL - Ireland		0	4	1	4	0	4	X	X			13
E	3	CHN - China	*	3	0	4	0	4	2	X	X			13
	3	LTU - Lithuania		0	1	0	2	0	0	X	X			3
F	2	LAT - Latvia		0	1	1	1	0	0	X	X			3
	3	NED - Netherlands	*	5	0	0	0	1	2	X	X			8

## Current Standings

Group A					Group B				
Rank	Team	Games	Wins	Losses	Rank	Team	Games	Wins	Losses
1	CHN - China	3	3	0	1	NZL - New Zealand	2	2	0
2	FRA - France	2	2	0	2	IRL - Ireland	3	2	1
3	TPE - Chinese Taipei	2	1	1	2	NED - Netherlands	3	2	1
4	LTU - Lithuania	3	1	2	4	LAT - Latvia	2	1	1
4	POR - Portugal	3	1	2	4	MEX - Mexico	2	1	1
4	WAL - Wales	3	1	2	6	POL - Poland	3	1	2
7	IND - India	2	0	2	7	ROU - Romania	3	0	3
Group C					Group D				
Rank	Team	Games	Wins	Losses	Rank	Team	Games	Wins	Losses
1	FIN - Finland	2	2	0	1	ESP - Spain	2	2	0
2	AUT - Austria	3	2	1	1	TUR - Türkiye	2	2	0
3	SLO - Slovenia	1	1	0	3	HKG - Hong Kong	2	1	1
4	KAZ - Kazakhstan	2	1	1	3	SVK - Slovakia	2	1	1
5	GUY - Guyana	2	0	2	5	CRO - Croatia	2	0	2
5	NGR - Nigeria	2	0	2	5	UKR - Ukraine	2	0	2

**Note:**  
Under WCF rules, tie-breaking rules for standings are not applied until after the last game of the round robin.

**Legend:**  
 Power Play                      **LSFE(\*)** Last Stone First End                      **X** Unplayed/unfinished end due to concession



SAT 3 DEC 2022  
Start Time 19:30

**Round Robin Session 6**  
**Group A - Sheet A**

### Game Results

Sheet	Game	Team	LSFE	1	2	3	4	5	6	7	8	Extra	Ends	Total
<b>A</b>	2	IND - India	*	2	2	0	0	0	0	0	X			4
	3	POR - Portugal		0	0	1	2	2	1	2	X			8

IND - India	
F	PATEL Richa
M	RAJU P. N.

POR - Portugal	
F	GALE SEIXEIRO April
M	SEIXEIRO Steve

Last Stone Draw		Distance
☺	PATEL Richa	28.6cm
☹	RAJU P. N.	105.5cm
<b>Total</b>		<b>134.1cm</b>

Last Stone Draw		Distance
☺	GALE SEIXEIRO April	73.1cm
☹	SEIXEIRO Steve	157.5cm
<b>Total</b>		<b>230.6cm</b>

Time remaining: 2 minutes 33 seconds

Time remaining: 3 minutes 55 seconds

Power Play: End 7

**Note:**  
Team members are identified as follows:  
F = Female, M = Male

**Legend:**  
 Power Play                                  ☺ Clockwise                                  ☹ Counter-clockwise  
 LSFE(\*) Last Stone First End                  X Unplayed/unfinished end due to concession





SAT 3 DEC 2022  
Start Time 19:30

Round Robin Session 6  
Group B - Sheet B

### Game Results

Sheet	Game	Team	LSFE	1	2	3	4	5	6	7	8	Extra	Ends	Total
B	3	POL - Poland	*	5	2	1	1	1	1	X	X			11
	3	ROU - Romania		0	0	0	0	0	0	X	X			0

POL - Poland	
F	WALCZAK Adela
M	AUGUSTYNIAK Andrzej

ROU - Romania	
F	TRAILA Iulia
M	COLIBAN Allen

Last Stone Draw		Distance
☺	AUGUSTYNIAK Andrzej	28.8cm
☹	WALCZAK Adela	16.5cm
<b>Total</b>		<b>45.3cm</b>

Last Stone Draw		Distance
☺	TRAILA Iulia	79.3cm
☹	COLIBAN Allen	34.5cm
<b>Total</b>		<b>113.8cm</b>

Time remaining: 9 minutes 41 seconds

Time remaining: 2 minutes 59 seconds

Power Play: End 3

**Note:**  
Team members are identified as follows:  
F = Female, M = Male

**Legend:**  
 Power Play                                  ☺ Clockwise                                  ☹ Counter-clockwise  
**LSFE(\*)** Last Stone First End                                  **X** Unplayed/unfinished end due to concession



SAT 3 DEC 2022  
Start Time 19:30

**Round Robin Session 6**  
**Group A - Sheet C**

### Game Results

Sheet	Game	Team	LSFE	1	2	3	4	5	6	7	8	Extra	Ends	Total
C	3	WAL - Wales		1	0	2	0	0	2	0	2	0		7
	2	FRA - France	*	0	1	0	2	2	0	2	0	1		8

WAL - Wales	
F	BEEVER Laura
M	COOMBS Garry

FRA - France	
F	SHEVCHUK Kseniya
M	MERCIER Eddy

Last Stone Draw		Distance
↻	COOMBS Garry	53.3cm
↺	BEEVER Laura	199.6cm
<b>Total</b>		<b>252.9cm</b>
Time remaining: 2 minutes 51 seconds		
0 minutes 43 seconds (after extra end)		
Power Play: End 8		

Last Stone Draw		Distance
↻	SHEVCHUK Kseniya	66.4cm
↺	MERCIER Eddy	157.3cm
<b>Total</b>		<b>223.7cm</b>
Time remaining: 3 minutes 10 seconds		
0 minutes 56 seconds (after extra end)		
Power Play: End 7		

**Note:**  
Team members are identified as follows:  
F = Female, M = Male

**Legend:**  
 Power Play                      ↻ Clockwise                      ↺ Counter-clockwise  
**LSFE(\*)** Last Stone First End



**WMDQE 2022**  
Dumfries, Scotland

**World Mixed Doubles Qualification Event 2022**  
Dumfries Ice Bowl



SAT 3 DEC 2022  
Start Time 19:30

**Round Robin Session 6**  
**Group B - Sheet D**

### Game Results

Sheet	Game	Team	LSFE	1	2	3	4	5	6	7	8	Extra Ends	Total
<b>D</b>	2	MEX - Mexico	*	1	0	0	0	2	0	X	X		3
	3	IRL - Ireland		0	4	1	4	0	4	X	X		13

<b>MEX - Mexico</b>	
F	PEREZ ANZURES Angelica
M	COHEN Ramy

<b>IRL - Ireland</b>	
F	FYFE Alison
M	WILSON John

**Last Stone Draw** Distance

☺ PEREZ ANZURES Angelica	30.5cm
☹ COHEN Ramy	66.3cm
<b>Total</b>	<b>96.8cm</b>

Time remaining: 4 minutes 12 seconds  
Power Play: End 4

**Last Stone Draw** Distance

☺ FYFE Alison	11.9cm
☹ WILSON John	154.5cm
<b>Total</b>	<b>166.4cm</b>

Time remaining: 6 minutes 8 seconds  
Power Play: End 6

**Note:**  
Team members are identified as follows:  
F = Female, M = Male

**Legend:**  
 Power Play                      ☺ Clockwise                      ☹ Counter-clockwise  
**LSFE(\*)** Last Stone First End                      **X** Unplayed/unfinished end due to concession



**WMDQE 2022**  
Dumfries, Scotland

SAT 3 DEC 2022  
Start Time 19:30

**World Mixed Doubles Qualification Event 2022**  
Dumfries Ice Bowl

**Round Robin Session 6**  
**Group A - Sheet E**



### Game Results

Sheet	Game	Team	LSFE	1	2	3	4	5	6	7	8	Extra	Ends	Total
E	3	CHN - China	*	3	0	4	0	4	2	X	X			13
	3	LTU - Lithuania		0	1	0	2	0	0	X	X			3

CHN - China	
F	SU Tingyu
M	LI Menghua

LTU - Lithuania	
F	JURKUTE Mintaute
M	RYMEIKIS Paulius

Last Stone Draw	Distance
☺ SU Tingyu	16.1cm
☹ LI Menghua	33.2cm
<b>Total</b>	<b>49.3cm</b>

Time remaining: 7 minutes 53 seconds

Last Stone Draw	Distance
☺ JURKUTE Mintaute	79.2cm
☹ RYMEIKIS Paulius	199.6cm
<b>Total</b>	<b>278.8cm</b>


Time remaining: 0 minutes 57 seconds

Power Play: End 4

**Note:**  
Team members are identified as follows:  
F = Female, M = Male

**Legend:**  
 Power Play      ☺ Clockwise      ☹ Counter-clockwise  
 LSFE(\*) Last Stone First End      X Unplayed/unfinished end due to concession





**WMDQE 2022**  
Dumfries, Scotland

SAT 3 DEC 2022  
Start Time 19:30

**World Mixed Doubles Qualification Event 2022**  
Dumfries Ice Bowl

**Round Robin Session 6**  
**Group B - Sheet F**



### Game Results

Sheet	Game	Team	LSFE	1	2	3	4	5	6	7	8	Extra Ends	Total
<b>F</b>	2	LAT - Latvia		0	1	1	1	0	0	X	X		3
	3	NED - Netherlands	*	5	0	0	0	1	2	X	X		8

LAT - Latvia	
F	BARONE Daina
M	VEIDEMANIS Arnis

NED - Netherlands	
F	BOMAS Lisenka
M	GOESGENS Wouter

Last Stone Draw		Distance
☻	VEIDEMANIS Arnis	70.5cm
☺	BARONE Daina	34.9cm
<b>Total</b>		<b>105.4cm</b>

Last Stone Draw		Distance
☻	GOESGENS Wouter	9.2cm
☺	BOMAS Lisenka	46.0cm
<b>Total</b>		<b>55.2cm</b>

Time remaining: 5 minutes 56 seconds

Power Play: End 2

Time remaining: 6 minutes 5 seconds

**Note:**  
Team members are identified as follows:  
**F** = Female, **M** = Male

**Legend:**  
 Power Play                      ☻ Clockwise                      ☺ Counter-clockwise  
**LSFE(\*)** Last Stone First End        **X** Unplayed/unfinished end due to concession



**WMDQE 2022**  
Dumfries, Scotland

**World Mixed Doubles Qualification Event 2022**  
Dumfries Ice Bowl



**SAT 3 DEC 2022**  
Start Time 16:00

**Round Robin Session 5**

### Session Results and Standings

Sheet	Game	Team	LSFE	1	2	3	4	5	6	7	8	Extra Ends	Total
<b>A</b>	2	NGR - Nigeria		0	0	0	1	0	0	1	X		2
	2	FIN - Finland	*	2	1	2	0	1	1	0	X		7
<b>B</b>	2	ESP - Spain	*	4	0	0	4	1	1	1	X		11
	2	UKR - Ukraine		0	2	1	0	0	0	0	X		3
<b>D</b>	2	GUY - Guyana		0	0	2	0	0	0	X	X		2
	3	AUT - Austria	*	1	3	0	2	1	1	X	X		8
<b>F</b>	2	TUR - Türkiye	*	5	1	1	0	1	0	3	X		11
	2	HKG - Hong Kong		0	0	0	1	0	3	0	X		4


### Current Standings

Group A					Group B				
Rank	Team	Games	Wins	Losses	Rank	Team	Games	Wins	Losses
1	CHN - China	2	2	0	1	NZL - New Zealand	2	2	0
2	FRA - France	1	1	0	2	LAT - Latvia	1	1	0
3	LTU - Lithuania	2	1	1	2	MEX - Mexico	1	1	0
3	TPE - Chinese Taipei	2	1	1	4	IRL - Ireland	2	1	1
3	WAL - Wales	2	1	1	4	NED - Netherlands	2	1	1
6	IND - India	1	0	1	6	POL - Poland	2	0	2
7	POR - Portugal	2	0	2	6	ROU - Romania	2	0	2
Group C					Group D				
Rank	Team	Games	Wins	Losses	Rank	Team	Games	Wins	Losses
1	FIN - Finland	2	2	0	1	ESP - Spain	2	2	0
2	AUT - Austria	3	2	1	1	TUR - Türkiye	2	2	0
3	SLO - Slovenia	1	1	0	3	HKG - Hong Kong	2	1	1
4	KAZ - Kazakhstan	2	1	1	3	SVK - Slovakia	2	1	1
5	GUY - Guyana	2	0	2	5	CRO - Croatia	2	0	2
5	NGR - Nigeria	2	0	2	5	UKR - Ukraine	2	0	2

**Note:**  
Under WCF rules, tie-breaking rules for standings are not applied until after the last game of the round robin.

**Legend:**  
 Power Play                      **LSFE(\*)** Last Stone First End                      **X** Unplayed/unfinished end due to concession





### Game Results

Sheet	Game	Team	LSFE	1	2	3	4	5	6	7	8	Extra Ends	Total
A	2	NGR - Nigeria		0	0	0	1	0	0	1	X		2
	2	FIN - Finland	*	2	1	2	0	1	1	0	X		7

NGR - Nigeria	
F	COLE Susana
M	COLE T.J.

FIN - Finland	
F	IMMONEN Lotta
M	SIPILA Markus

<b>Last Stone Draw</b>	Distance
⌚ COLE T.J.	199.6cm
⌚ COLE Susana	199.6cm
<b>Total</b>	<b>399.2cm</b>

<b>Last Stone Draw</b>	Distance
⌚ SIPILA Markus	199.6cm
⌚ IMMONEN Lotta	8.1cm
<b>Total</b>	<b>207.7cm</b>

Time remaining: 3 minutes 48 seconds

Time remaining: 4 minutes 45 seconds

Power Play: End 8

**Note:**  
Team members are identified as follows:  
F = Female, M = Male

**Legend:**  
 Power Play                      ⌚ Clockwise                      ⌚ Counter-clockwise  
 LSFE(\*) Last Stone First End      X Unplayed/unfinished end due to concession



**WMDQE 2022**  
Dumfries, Scotland

**World Mixed Doubles Qualification Event 2022**  
Dumfries Ice Bowl



SAT 3 DEC 2022  
Start Time 16:00

**Round Robin Session 5**  
**Group D - Sheet B**

### Game Results

Sheet	Game	Team	LSFE	1	2	3	4	5	6	7	8	Extra Ends	Total
B	2	ESP - Spain	*	4	0	0	4	1	1	1	X		11
	2	UKR - Ukraine		0	2	1	0	0	0	0	X		3

ESP - Spain	
F	OTAEGI Oihane
M	UNANUE Mikel

UKR - Ukraine	
F	KOTOVA Anastasiia
M	NIKOLOV Eduard

Last Stone Draw		Distance
☹	UNANUE Mikel	34.6cm
☺	OTAEGI Oihane	48.3cm
<b>Total</b>		<b>82.9cm</b>

Last Stone Draw		Distance
☹	NIKOLOV Eduard	22.3cm
☺	KOTOVA Anastasiia	166.8cm
<b>Total</b>		<b>189.1cm</b>

Time remaining: 4 minutes 38 seconds

Time remaining: 3 minutes 10 seconds

Power Play: End 2

**Note:**  
Team members are identified as follows:  
F = Female, M = Male

**Legend:**  
 Power Play                      ☹ Clockwise                      ☺ Counter-clockwise  
**LSFE(\*)** Last Stone First End      **X** Unplayed/unfinished end due to concession





**WMDQE 2022**  
Dumfries, Scotland

**World Mixed Doubles Qualification Event 2022**  
Dumfries Ice Bowl



SAT 3 DEC 2022  
Start Time 16:00

**Round Robin Session 5**  
**Group C - Sheet D**

## Game Results

Sheet	Game	Team	LSFE	1	2	3	4	5	6	7	8	Extra Ends	Total
D	2	GUY - Guyana		0	0	2	0	0	0	X	X		2
	3	AUT - Austria	*	1	3	0	2	1	1	X	X		8

GUY - Guyana	
F	HUSSAIN Farzana
M	HUSAIN Rayad

AUT - Austria	
F	AUGUSTIN Hannah
M	REICHEL Martin

Last Stone Draw		Distance
	HUSSAIN Farzana	184.9cm
	HUSAIN Rayad	36.7cm
<b>Total</b>		<b>221.6cm</b>

Last Stone Draw		Distance
	REICHEL Martin	48.7cm
	AUGUSTIN Hannah	23.6cm
<b>Total</b>		<b>72.3cm</b>

Time remaining: 5 minutes 11 seconds

Time remaining: 6 minutes 55 seconds

Power Play: End 3

**Note:**  
Team members are identified as follows:  
F = Female, M = Male

**Legend:**  
 Power Play  
 Clockwise  
 Counter-clockwise  
**LSFE(\*)** Last Stone First End  
**X** Unplayed/unfinished end due to concession



### Game Results

Sheet	Game	Team	LSFE	1	2	3	4	5	6	7	8	Extra Ends	Total
F	2	TUR - Türkiye	*	5	1	1	0	1	0	3	X		11
	2	HKG - Hong Kong		0	0	0	1	0	3	0	X		4

TUR - Türkiye	
F	YILDIZ Dilsat
M	CAKIR Bilal Omer

HKG - Hong Kong	
F	HUNG Ling-Yue
M	CHANG Jason

**Last Stone Draw** Distance

⌚	CAKIR Bilal Omer	4.2cm
⌚	YILDIZ Dilsat	89.6cm
<b>Total</b>		<b>93.8cm</b>

Time remaining: 3 minutes 10 seconds

Power Play: End 5

**Last Stone Draw** Distance

⌚	HUNG Ling-Yue	199.6cm
⌚	CHANG Jason	26.7cm
<b>Total</b>		<b>226.3cm</b>

Time remaining: 3 minutes 32 seconds

Power Play: End 4

**Note:**  
Team members are identified as follows:  
F = Female, M = Male

**Legend:**  
☐ Power Play                      ⌚ Clockwise                      ⌚ Counter-clockwise  
LSFE(\*) Last Stone First End                      X Unplayed/unfinished end due to concession

SAT 3 DEC 2022  
Start Time 12:30

**Round Robin Session 4**

## Session Results and Standings

Sheet	Game	Team	LSFE	1	2	3	4	5	6	7	8	Extra Ends	Total
A	2	LTU - Lithuania	*	2	0	0	0	0	2	2	2		8
	2	WAL - Wales		0	2	1	1	1	0	0	0		5
B	2	NED - Netherlands	*	1	0	0	2	1	0	0	0		4
	2	NZL - New Zealand		0	1	1	0	0	3	1	2		8
C	2	CHN - China		1	0	5	0	2	2	0	X		10
	2	TPE - Chinese Taipei	*	0	1	0	1	0	0	2	X		4
D	1	LAT - Latvia		0	1	0	1	1	1	1	2		7
	2	POL - Poland	*	1	0	2	0	0	0	0	0		3
E	2	POR - Portugal	*	1	1	0	0	1	0	0	0		3
	1	FRA - France		0	0	1	1	0	1	1	1		5
F	2	ROU - Romania		0	2	0	2	0	2	1	0		7
	2	IRL - Ireland	*	2	0	4	0	1	0	0	1		8

## Current Standings

Group A					Group B				
Rank	Team	Games	Wins	Losses	Rank	Team	Games	Wins	Losses
1	CHN - China	2	2	0	1	NZL - New Zealand	2	2	0
2	FRA - France	1	1	0	2	LAT - Latvia	1	1	0
3	LTU - Lithuania	2	1	1	2	MEX - Mexico	1	1	0
3	TPE - Chinese Taipei	2	1	1	4	IRL - Ireland	2	1	1
3	WAL - Wales	2	1	1	4	NED - Netherlands	2	1	1
6	IND - India	1	0	1	6	POL - Poland	2	0	2
7	POR - Portugal	2	0	2	6	ROU - Romania	2	0	2
Group C					Group D				
Rank	Team	Games	Wins	Losses	Rank	Team	Games	Wins	Losses
1	FIN - Finland	1	1	0	1	ESP - Spain	1	1	0
1	SLO - Slovenia	1	1	0	1	HKG - Hong Kong	1	1	0
3	AUT - Austria	2	1	1	1	TUR - Türkiye	1	1	0
3	KAZ - Kazakhstan	2	1	1	4	SVK - Slovakia	2	1	1
5	GUY - Guyana	1	0	1	5	UKR - Ukraine	1	0	1
5	NGR - Nigeria	1	0	1	6	CRO - Croatia	2	0	2

**Note:**  
Under WCF rules, tie-breaking rules for standings are not applied until after the last game of the round robin.

**Legend:**  
 Power Play     
 **LSFE(\*)** Last Stone First End     
 **X** Unplayed/unfinished end due to concession



SAT 3 DEC 2022  
Start Time 12:30

**Round Robin Session 4**  
**Group A - Sheet A**

### Game Results

Sheet	Game	Team	LSFE	1	2	3	4	5	6	7	8	Extra	Ends	Total
A	2	LTU - Lithuania	*	2	0	0	0	0	2	2	2			8
	2	WAL - Wales		0	2	1	1	1	0	0	0			5

LTU - Lithuania	
F	JURKUTE Mintaute
M	RYMEIKIS Paulius

WAL - Wales	
F	BEEVER Laura
M	COOMBS Garry

Last Stone Draw		Distance
↻	RYMEIKIS Paulius	48.6cm
↻	JURKUTE Mintaute	22.5cm
<b>Total</b>		<b>71.1cm</b>

Last Stone Draw		Distance
↻	BEEVER Laura	151.9cm
↻	COOMBS Garry	63.5cm
<b>Total</b>		<b>215.4cm</b>

Time remaining: 1 minute 23 seconds

Power Play: End 6

Time remaining: 1 minute 10 seconds

Power Play: End 7

**Note:**  
Team members are identified as follows:  
F = Female, M = Male

**Legend:**  
 Power Play                      ↻ Clockwise                      ↻ Counter-clockwise  
**LSFE(\*)** Last Stone First End



SAT 3 DEC 2022  
Start Time 12:30

**Round Robin Session 4**  
**Group B - Sheet B**

### Game Results

Sheet	Game	Team	LSFE	1	2	3	4	5	6	7	8	Extra	Ends	Total
B	2	NED - Netherlands	*	1	0	0	2	1	0	0	0			4
	2	NZL - New Zealand		0	1	1	0	0	3	1	2			8

NED - Netherlands	
F	BOMAS Lisenka
M	GOESGENS Wouter

NZL - New Zealand	
F	SMITH Courtney
M	HOOD Anton

Last Stone Draw		Distance
↻	GOESGENS Wouter	7.5cm
↻	BOMAS Lisenka	8.8cm
<b>Total</b>		<b>16.3cm</b>

Last Stone Draw		Distance
↻	SMITH Courtney	78.7cm
↻	HOOD Anton	30.6cm
<b>Total</b>		<b>109.3cm</b>

Time remaining: 2 minutes 3 seconds

Power Play: End 7

Time remaining: 0 minutes 28 seconds

Power Play: End 6

**Note:**  
Team members are identified as follows:  
F = Female, M = Male

**Legend:**  
 Power Play                      ↻ Clockwise                      ↺ Counter-clockwise  
**LSFE(\*)** Last Stone First End



**WMDQE 2022**  
Dumfries, Scotland

**World Mixed Doubles Qualification Event 2022**  
Dumfries Ice Bowl



SAT 3 DEC 2022  
Start Time 12:30

**Round Robin Session 4**  
**Group A - Sheet C**

## Game Results

Sheet	Game	Team	LSFE	1	2	3	4	5	6	7	8	Extra	Ends	Total
C	2	CHN - China		1	0	5	0	2	2	0	X			10
	2	TPE - Chinese Taipei	*	0	1	0	1	0	0	2	X			4

CHN - China	
F	SU Tingyu
M	LI Menghua

TPE - Chinese Taipei	
F	CHOU Amanda
M	LIU Brendon

Last Stone Draw		Distance
↻	LI Menghua	6.5cm
↺	SU Tingyu	115.6cm
<b>Total</b>		<b>122.1cm</b>

Last Stone Draw		Distance
↻	LIU Brendon	52.3cm
↺	CHOU Amanda	21.5cm
<b>Total</b>		<b>73.8cm</b>

Time remaining: 5 minutes 29 seconds

Power Play: End 8

Time remaining: 0 minutes 36 seconds

Power Play: End 7

**Note:**  
Team members are identified as follows:  
F = Female, M = Male

**Legend:**  
 Power Play                      ↻ Clockwise                      ↺ Counter-clockwise  
**LSFE(\*)** Last Stone First End                      **X** Unplayed/unfinished end due to concession



SAT 3 DEC 2022  
Start Time 12:30

**Round Robin Session 4**  
**Group B - Sheet D**

### Game Results

Sheet	Game	Team	LSFE	1	2	3	4	5	6	7	8	Extra	Ends	Total
D	1	LAT - Latvia		0	1	0	1	1	1	1	2			7
	2	POL - Poland	*	1	0	2	0	0	0	0	0			3

LAT - Latvia	
F	BARONE Daina
M	VEIDEMANIS Arnis

POL - Poland	
F	WALCZAK Adela
M	AUGUSTYNIAK Andrzej

Last Stone Draw		Distance
↻	BARONE Daina	199.6cm
↺	VEIDEMANIS Arnis	39.8cm
<b>Total</b>		<b>239.4cm</b>

Last Stone Draw		Distance
↻	WALCZAK Adela	155.7cm
↺	AUGUSTYNIAK Andrzej	15.0cm
<b>Total</b>		<b>170.7cm</b>

Time remaining: 1 minute 33 seconds

Time remaining: 0 minutes 17 seconds

Power Play: End 7

**Note:**  
Team members are identified as follows:  
F = Female, M = Male

**Legend:**  
 Power Play                      ↻ Clockwise                      ↺ Counter-clockwise  
**LSFE(\*)** Last Stone First End



SAT 3 DEC 2022  
Start Time 12:30

**Round Robin Session 4**  
**Group A - Sheet E**

### Game Results

Sheet	Game	Team	LSFE	1	2	3	4	5	6	7	8	Extra	Ends	Total
<b>E</b>	2	POR - Portugal	*	1	1	0	0	1	0	0	0			3
	1	FRA - France		0	0	1	1	0	1	1	1			5

POR - Portugal	
F	GALE SEIXEIRO April
M	SEIXEIRO Steve

FRA - France	
F	SHEVCHUK Kseniya
M	MERCIER Eddy

Last Stone Draw		Distance
↻	SEIXEIRO Steve	52.2cm
↺	GALE SEIXEIRO April	183.9cm
<b>Total</b>		<b>236.1cm</b>

Last Stone Draw		Distance
↻	MERCIER Eddy	76.5cm
↺	SHEVCHUK Kseniya	199.6cm
<b>Total</b>		<b>276.1cm</b>

Time remaining: 1 minute 15 seconds

Time remaining: 1 minute 2 seconds

Power Play: End 7

**Note:**  
Team members are identified as follows:  
F = Female, M = Male

**Legend:**  
 Power Play                      ↻ Clockwise                      ↺ Counter-clockwise  
**LSFE(\*)** Last Stone First End





**WMDQE 2022**  
Dumfries, Scotland

**World Mixed Doubles Qualification Event 2022**  
Dumfries Ice Bowl



SAT 3 DEC 2022  
Start Time 12:30

**Round Robin Session 4**  
**Group B - Sheet F**

### Game Results

Sheet	Game	Team	LSFE	1	2	3	4	5	6	7	8	Extra	Ends	Total
F	2	ROU - Romania		0	2	0	2	0	2	1	0			7
	2	IRL - Ireland	*	2	0	4	0	1	0	0	1			8

ROU - Romania	
F	TRAILA Iulia
M	COLIBAN Allen

IRL - Ireland	
F	FYFE Alison
M	WILSON John

Last Stone Draw		Distance
↻	COLIBAN Allen	199.6cm
↺	TRAILA Iulia	72.7cm
<b>Total</b>		<b>272.3cm</b>

Last Stone Draw		Distance
↻	WILSON John	118.5cm
↺	FYFE Alison	37.8cm
<b>Total</b>		<b>156.3cm</b>

Time remaining: 0 minutes 59 seconds

Power Play: End 6

Time remaining: 2 minutes 56 seconds

Power Play: End 7

**Note:**  
Team members are identified as follows:  
F = Female, M = Male

**Legend:**  
 Power Play                      ↻ Clockwise                      ↺ Counter-clockwise  
**LSFE(\*)** Last Stone First End

SAT 3 DEC 2022  
Start Time 9:00

Round Robin Session 3

### Session Results and Standings

Sheet	Game	Team	LSFE	1	2	3	4	5	6	7	8	Extra Ends	Total
A	2	AUT - Austria		1	3	0	3	1	1	X	X		9
	2	KAZ - Kazakhstan	*	0	0	1	0	0	0	X	X		1
C	1	UKR - Ukraine	*	0	0	1	1	2	0	0	0		4
	1	TUR - Türkiye		2	1	0	0	0	1	2	2		8
D	1	SLO - Slovenia		0	2	4	1	2	2	0	X		11
	1	NGR - Nigeria	*	1	0	0	0	0	0	5	X		6
E	2	CRO - Croatia		0	0	1	0	0	0	X	X		1
	2	SVK - Slovakia	*	3	2	0	4	2	1	X	X		12

### Current Standings

Group A					Group B				
Rank	Team	Games	Wins	Losses	Rank	Team	Games	Wins	Losses
1	CHN - China	1	1	0	1	MEX - Mexico	1	1	0
1	TPE - Chinese Taipei	1	1	0	1	NED - Netherlands	1	1	0
1	WAL - Wales	1	1	0	1	NZL - New Zealand	1	1	0
4	IND - India	1	0	1	4	IRL - Ireland	1	0	1
4	LTU - Lithuania	1	0	1	4	POL - Poland	1	0	1
4	POR - Portugal	1	0	1	4	ROU - Romania	1	0	1
	FRA - France	0				LAT - Latvia	0		
Group C					Group D				
Rank	Team	Games	Wins	Losses	Rank	Team	Games	Wins	Losses
1	FIN - Finland	1	1	0	1	ESP - Spain	1	1	0
1	SLO - Slovenia	1	1	0	1	HKG - Hong Kong	1	1	0
3	AUT - Austria	2	1	1	1	TUR - Türkiye	1	1	0
3	KAZ - Kazakhstan	2	1	1	4	SVK - Slovakia	2	1	1
5	GUY - Guyana	1	0	1	5	UKR - Ukraine	1	0	1
5	NGR - Nigeria	1	0	1	6	CRO - Croatia	2	0	2

**Note:**  
Under WCF rules, tie-breaking rules for standings are not applied until after the last game of the round robin.

**Legend:**  
 Power Play                                  **LSFE(\*)** Last Stone First End                                  **X** Unplayed/unfinished end due to concession



SAT 3 DEC 2022  
Start Time 9:00

Round Robin Session 3  
Group C - Sheet A

### Game Results

Sheet	Game	Team	LSFE	1	2	3	4	5	6	7	8	Extra Ends	Total
A	2	AUT - Austria		1	3	0	3	1	1	X	X		9
	2	KAZ - Kazakhstan	*	0	0	1	0	0	0	X	X		1

AUT - Austria	
F	AUGUSTIN Hannah
M	REICHEL Martin

KAZ - Kazakhstan	
F	KOLYKHALOVA Yekaterina
M	ZHUMAGOZHA Adil

Last Stone Draw		Distance
☺	AUGUSTIN Hannah	89.3cm
☹	REICHEL Martin	103.0cm
<b>Total</b>		<b>192.3cm</b>

Last Stone Draw		Distance
☺	KOLYKHALOVA Yekaterina	111.9cm
☹	ZHUMAGOZHA Adil	30.7cm
<b>Total</b>		<b>142.6cm</b>

Time remaining: 7 minutes 31 seconds

Time remaining: 7 minutes 18 seconds

Power Play: End 3

**Note:**  
Team members are identified as follows:  
F = Female, M = Male

**Legend:**

<input type="checkbox"/> Power Play	☺ Clockwise	☹ Counter-clockwise
<b>LSFE(*)</b> Last Stone First End	<b>X</b> Unplayed/unfinished end due to concession	



**WMDQE 2022**  
Dumfries, Scotland

**World Mixed Doubles Qualification Event 2022**  
Dumfries Ice Bowl



SAT 3 DEC 2022  
Start Time 9:00

**Round Robin Session 3**  
**Group D - Sheet C**

### Game Results

Sheet	Game	Team	LSFE	1	2	3	4	5	6	7	8	Extra	Ends	Total
C	1	UKR - Ukraine	*	0	0	1	1	2	0	0	0			4
	1	TUR - Türkiye		2	1	0	0	0	1	2	2			8

UKR - Ukraine	
F	KOTOVA Anastasiia
M	NIKOLOV Eduard

TUR - Türkiye	
F	YILDIZ Dilsat
M	CAKIR Bilal Omer

Last Stone Draw	Distance
↻ NIKOLOV Eduard	59.7cm
↻ KOTOVA Anastasiia	111.9cm
<b>Total</b>	<b>171.6cm</b>

Last Stone Draw	Distance
↻ YILDIZ Dilsat	98.5cm
↻ CAKIR Bilal Omer	107.7cm
<b>Total</b>	<b>206.2cm</b>

Time remaining: 0 minutes 14 seconds

Power Play: End 7

Time remaining: 0 minutes 5 seconds

Power Play: End 6

**Note:**  
Team members are identified as follows:  
F = Female, M = Male

**Legend:**  
 Power Play                      ↻ Clockwise                      ↻ Counter-clockwise  
**LSFE(\*)** Last Stone First End

SAT 3 DEC 2022  
Start Time 9:00

Round Robin Session 3  
Group C - Sheet D

## Game Results

Sheet	Game	Team	LSFE	1	2	3	4	5	6	7	8	Extra Ends	Total
D	1	SLO - Slovenia		0	2	4	1	2	2	0	X		11
	1	NGR - Nigeria	*	1	0	0	0	0	0	5	X		6

SLO - Slovenia	
F	JERE Lea
M	ZELINKA Gaber Bor

NGR - Nigeria	
F	COLE Susana
M	COLE T.J.

Last Stone Draw	Distance
☺ JERE Lea	129.7cm
☹ ZELINKA Gaber Bor	43.6cm
<b>Total</b>	<b>173.3cm</b>

Last Stone Draw	Distance
☺ COLE Susana	45.3cm
☹ COLE T.J.	99.3cm
<b>Total</b>	<b>144.6cm</b>

Time remaining: 4 minutes 32 seconds

Time remaining: 3 minutes 32 seconds

Power Play: End 8

**Note:**  
Team members are identified as follows:  
F = Female, M = Male

**Legend:**  
☐ Power Play                      ☺ Clockwise                      ☹ Counter-clockwise  
LSFE(\*) Last Stone First End      X Unplayed/unfinished end due to concession



**WMDQE 2022**  
Dumfries, Scotland

**World Mixed Doubles Qualification Event 2022**  
Dumfries Ice Bowl



SAT 3 DEC 2022  
Start Time 9:00

**Round Robin Session 3**  
**Group D - Sheet E**

### Game Results

Sheet	Game	Team	LSFE	1	2	3	4	5	6	7	8	Extra	Ends	Total
E	2	CRO - Croatia		0	0	1	0	0	0	X	X			1
	2	SVK - Slovakia	*	3	2	0	4	2	1	X	X			12

CRO - Croatia	
F	BESTAK Petra
M	PUFNIK Neven

SVK - Slovakia	
F	MAKOVNIKOVA Slavka
M	PITONAK Frantisek

Last Stone Draw		Distance
↻	BESTAK Petra	199.6cm
↻	PUFNIK Neven	199.6cm
<b>Total</b>		<b>399.2cm</b>

Last Stone Draw		Distance
↻	MAKOVNIKOVA Slavka	150.4cm
↻	PITONAK Frantisek	142.4cm
<b>Total</b>		<b>292.8cm</b>

Time remaining: 13 minutes 57 seconds

Time remaining: 10 minutes 34 seconds

**Note:**  
Team members are identified as follows:  
F = Female, M = Male

**Legend:**  
↻ Clockwise      ↻ Counter-clockwise      LSFE(\*) Last Stone First End  
X Unplayed/unfinished end due to concession

## Session Results and Standings

Sheet	Game	Team	LSFE	1	2	3	4	5	6	7	8	Extra Ends	Total
A	1	CHN - China	*	4	0	2	0	3	3	X	X		12
	1	IND - India		0	1	0	1	0	0	X	X		2
B	1	NZL - New Zealand		0	3	1	0	1	1	2	0		8
	1	IRL - Ireland	*	1	0	0	3	0	0	0	3		7
C	1	POR - Portugal	*	1	0	0	0	1	0	0	X		2
	1	WAL - Wales		0	1	1	1	0	2	1	X		6
D	1	POL - Poland		0	2	0	2	0	1	0	0		5
	1	NED - Netherlands	*	2	0	1	0	1	0	4	1		9
E	1	LTU - Lithuania		0	2	0	2	0	0	0	1		5
	1	TPE - Chinese Taipei	*	1	0	1	0	2	1	1	0		6
F	1	MEX - Mexico	*	2	0	0	4	0	4	2	X		12
	1	ROU - Romania		0	2	1	0	3	0	0	X		6

## Current Standings

Group A					Group B				
Rank	Team	Games	Wins	Losses	Rank	Team	Games	Wins	Losses
1	CHN - China	1	1	0	1	MEX - Mexico	1	1	0
1	TPE - Chinese Taipei	1	1	0	1	NED - Netherlands	1	1	0
1	WAL - Wales	1	1	0	1	NZL - New Zealand	1	1	0
4	IND - India	1	0	1	4	IRL - Ireland	1	0	1
4	LTU - Lithuania	1	0	1	4	POL - Poland	1	0	1
4	POR - Portugal	1	0	1	4	ROU - Romania	1	0	1
	FRA - France	0				LAT - Latvia	0		
Group C					Group D				
Rank	Team	Games	Wins	Losses	Rank	Team	Games	Wins	Losses
1	FIN - Finland	1	1	0	1	ESP - Spain	1	1	0
1	KAZ - Kazakhstan	1	1	0	1	HKG - Hong Kong	1	1	0
3	AUT - Austria	1	0	1	3	CRO - Croatia	1	0	1
3	GUY - Guyana	1	0	1	3	SVK - Slovakia	1	0	1
	NGR - Nigeria	0				TUR - Türkiye	0		
	SLO - Slovenia	0				UKR - Ukraine	0		

**Note:**  
Under WCF rules, tie-breaking rules for standings are not applied until after the last game of the round robin.

**Legend:**  
 Power Play     
  LSFE(\*) Last Stone First End     
  X Unplayed/unfinished end due to concession



FRI 2 DEC 2022  
Start Time 20:30

**Round Robin Session 2**  
**Group A - Sheet A**

### Game Results

Sheet	Game	Team	LSFE	1	2	3	4	5	6	7	8	Extra	Ends	Total
A	1	CHN - China	*	4	0	2	0	3	3	X	X			12
	1	IND - India		0	1	0	1	0	0	X	X			2

<b>CHN - China</b>	
F	SU Tingyu
M	LI Menghua

<b>IND - India</b>	
F	PATEL Richa
M	RAJU P. N.

<b>Last Stone Draw</b>	Distance
🕒 SU Tingyu	84.9cm
🕒 LI Menghua	19.4cm
<b>Total</b>	<b>104.3cm</b>

<b>Last Stone Draw</b>	Distance
🕒 RAJU P. N.	70.5cm
🕒 PATEL Richa	199.6cm
<b>Total</b>	<b>270.1cm</b>

Time remaining: 9 minutes 44 seconds

Time remaining: 6 minutes 44 seconds

**Note:**  
Team members are identified as follows:  
F = Female, M = Male

**Legend:**  
🕒 Clockwise      🕒 Counter-clockwise      **LSFE(\*)** Last Stone First End  
X Unplayed/unfinished end due to concession





**Game Results**

Sheet	Game	Team	LSFE	1	2	3	4	5	6	7	8	Extra	Ends	Total
B	1	NZL - New Zealand		0	3	1	0	1	1	2	0			8
	1	IRL - Ireland	*	1	0	0	3	0	0	0	3			7

NZL - New Zealand	
F	SMITH Courtney
M	HOOD Anton

IRL - Ireland	
F	FYFE Alison
M	WILSON John

Last Stone Draw		Distance
↻	HOOD Anton	140.3cm
↺	SMITH Courtney	52.7cm
<b>Total</b>		<b>193.0cm</b>

Time remaining: 1 minute 3 seconds

Last Stone Draw		Distance
↻	FYFE Alison	44.2cm
↺	WILSON John	12.4cm
<b>Total</b>		<b>56.6cm</b>

Time remaining: 0 minutes 54 seconds  
Power Play: End 6

**Note:**  
Team members are identified as follows:  
F = Female, M = Male

**Legend:**  
 Power Play                      ↻ Clockwise                      ↺ Counter-clockwise  
**LSFE(\*)** Last Stone First End





FRI 2 DEC 2022  
Start Time 20:30

**Round Robin Session 2**  
**Group B - Sheet D**

### Game Results

Sheet	Game	Team	LSFE	1	2	3	4	5	6	7	8	Extra Ends	Total
D	1	POL - Poland		0	2	0	2	0	1	0	0		5
	1	NED - Netherlands	*	2	0	1	0	1	0	4	1		9

POL - Poland	
F	WALCZAK Adela
M	AUGUSTYNIAK Andrzej

NED - Netherlands	
F	BOMAS Lisenka
M	GOESGENS Wouter

Last Stone Draw	Distance
↻ AUGUSTYNIAK Andrzej	181.4cm
↻ WALCZAK Adela	178.5cm
<b>Total</b>	<b>359.9cm</b>

Last Stone Draw	Distance
↻ BOMAS Lisenka	54.6cm
↻ GOESGENS Wouter	43.6cm
<b>Total</b>	<b>98.2cm</b>

Time remaining: 0 minutes 35 seconds

Power Play: End 8

Time remaining: 0 minutes 45 seconds

Power Play: End 7

**Note:**  
Team members are identified as follows:  
F = Female, M = Male

**Legend:**  
 Power Play                      ↻ Clockwise                      ↺ Counter-clockwise  
**LSFE(\*)** Last Stone First End



FRI 2 DEC 2022  
Start Time 20:30

**Round Robin Session 2**  
**Group A - Sheet E**

### Game Results

Sheet	Game	Team	LSFE	1	2	3	4	5	6	7	8	Extra	Ends	Total
E	1	LTU - Lithuania		0	2	0	2	0	0	0	1			5
	1	TPE - Chinese Taipei	*	1	0	1	0	2	1	1	0			6

LTU - Lithuania	
F	JURKUTE Mintaute
M	RYMEIKIS Paulius

TPE - Chinese Taipei	
F	CHOU Amanda
M	LIU Brendon

Last Stone Draw		Distance
↻	JURKUTE Mintaute	199.6cm
↻	RYMEIKIS Paulius	199.6cm
<b>Total</b>		<b>399.2cm</b>

Last Stone Draw		Distance
↻	CHOU Amanda	82.4cm
↻	LIU Brendon	130.2cm
<b>Total</b>		<b>212.6cm</b>

Time remaining: 0 minutes 16 seconds

Time remaining: 0 minutes 34 seconds

Power Play: End 7

**Note:**  
Team members are identified as follows:  
F = Female, M = Male

**Legend:**  
 Power Play                      ↻ Clockwise                      ↻ Counter-clockwise  
**LSFE(\*)** Last Stone First End



FRI 2 DEC 2022  
Start Time 20:30

Round Robin Session 2  
Group B - Sheet F

### Game Results

Sheet	Game	Team	LSFE	1	2	3	4	5	6	7	8	Extra	Ends	Total
F	1	MEX - Mexico	*	2	0	0	4	0	4	2	X			12
	1	ROU - Romania		0	2	1	0	3	0	0	X			6

MEX - Mexico	
F	PEREZ ANZURES Angelica
M	COHEN Ramy

ROU - Romania	
F	TRAILA Iulia
M	COLIBAN Allen

Last Stone Draw		Distance
☺	COHEN Ramy	91.7cm
☹	PEREZ ANZURES Angelica	199.6cm
<b>Total</b>		<b>291.3cm</b>

Last Stone Draw		Distance
☺	TRAILA Iulia	95.1cm
☹	COLIBAN Allen	41.6cm
<b>Total</b>		<b>136.7cm</b>

Time remaining: 3 minutes 55 seconds

Power Play: End 6

Time remaining: 7 minutes 20 seconds

Power Play: End 5

ROU forfeited the last stone advantage in the first end; not enough people at the team meeting, rule C2(i).

**Note:**  
Team members are identified as follows:  
F = Female, M = Male

**Legend:**  
 Power Play    ☺ Clockwise    ☹ Counter-clockwise  
 LSFE(\*) Last Stone First End    X Unplayed/unfinished end due to concession



### Session Results and Standings

Sheet	Game	Team	LSFE	1	2	3	4	5	6	7	8	Extra Ends	Total
A	1	HKG - Hong Kong		0	0	1	0	2	1	1	1		6
	1	SVK - Slovakia	*	1	1	0	1	0	0	0	0		3
B	1	GUY - Guyana	*	0	0	1	0	0	0	1	X		2
	1	KAZ - Kazakhstan		2	1	0	1	1	2	0	X		7
C	1	AUT - Austria		0	0	3	0	0	0	X	X		3
	1	FIN - Finland	*	5	2	0	3	2	1	X	X		13
F	1	CRO - Croatia											L
	1	ESP - Spain	*										W

### Current Standings

Group A					Group B				
Rank	Team	Games	Wins	Losses	Rank	Team	Games	Wins	Losses
	CHN - China					IRL - Ireland			
	FRA - France					LAT - Latvia			
	IND - India					MEX - Mexico			
	LTU - Lithuania					NED - Netherlands			
	POR - Portugal					NZL - New Zealand			
	TPE - Chinese Taipei					POL - Poland			
	WAL - Wales					ROU - Romania			
Group C					Group D				
Rank	Team	Games	Wins	Losses	Rank	Team	Games	Wins	Losses
1	FIN - Finland	1	1	0	1	ESP - Spain	1	1	0
1	KAZ - Kazakhstan	1	1	0	1	HKG - Hong Kong	1	1	0
3	AUT - Austria	1	0	1	3	CRO - Croatia	1	0	1
3	GUY - Guyana	1	0	1	3	SVK - Slovakia	1	0	1
	NGR - Nigeria	0				TUR - Türkiye	0		
	SLO - Slovenia	0				UKR - Ukraine	0		

**Note:**  
Under WCF rules, tie-breaking rules for standings are not applied until after the last game of the round robin.

**Legend:**  
 Power Play      L Loss      LSFE(\*) Last Stone First End  
 Win      X Unplayed/unfinished end due to concession



**Game Results**

Sheet	Game	Team	LSFE	1	2	3	4	5	6	7	8	Extra	Ends	Total
A	1	HKG - Hong Kong		0	0	1	0	2	1	1	1			6
	1	SVK - Slovakia	*	1	1	0	1	0	0	0	0			3

HKG - Hong Kong	
F	HUNG Ling-Yue
M	CHANG Jason

SVK - Slovakia	
F	MAKOVNIKOVA Slavka
M	PITONAK Frantisek

Last Stone Draw		Distance
↻	CHANG Jason	199.6cm
↺	HUNG Ling-Yue	83.0cm
<b>Total</b>		<b>282.6cm</b>

Time remaining: 6 minutes 49 seconds

Last Stone Draw		Distance
↻	PITONAK Frantisek	60.2cm
↺	MAKOVNIKOVA Slavka	199.6cm
<b>Total</b>		<b>259.8cm</b>

Time remaining: 0 minutes 20 seconds  
Power Play: End 7

**Note:**  
Team members are identified as follows:  
F = Female, M = Male

**Legend:**  
 Power Play                      ↻ Clockwise                      ↺ Counter-clockwise  
**LSFE(\*)** Last Stone First End



WMDQE 2022  
Dumfries, Scotland

World Mixed Doubles Qualification Event 2022  
Dumfries Ice Bowl



FRI 2 DEC 2022  
Start Time 17:15

Round Robin Session 1  
Group C - Sheet B

### Game Results

Sheet	Game	Team	LSFE	1	2	3	4	5	6	7	8	Extra Ends	Total
B	1	GUY - Guyana	*	0	0	1	0	0	0	1	X		2
	1	KAZ - Kazakhstan		2	1	0	1	1	2	0	X		7

GUY - Guyana	
F	HUSSAIN Farzana
M	HUSSAIN Rayad

KAZ - Kazakhstan	
F	KOLYKHALOVA Yekaterina
M	ZHUMAGOZHA Adil

Last Stone Draw		Distance
↻	HUSSAIN Rayad	90.8cm
↺	HUSSAIN Farzana	59.4cm
<b>Total</b>		<b>150.2cm</b>

Last Stone Draw		Distance
↻	ZHUMAGOZHA Adil	199.6cm
↺	KOLYKHALOVA Yekaterina	142.4cm
<b>Total</b>		<b>342.0cm</b>

Time remaining: 3 minutes 56 seconds

Time remaining: 5 minutes 4 seconds

Power Play: End 3

**Note:**  
Team members are identified as follows:  
F = Female, M = Male

**Legend:**  
 Power Play                                      ↻ Clockwise                                      ↺ Counter-clockwise  
**LSFE(\*)** Last Stone First End                      **X** Unplayed/unfinished end due to concession







**Game Results**

Sheet	Game	Team	LSFE	1	2	3	4	5	6	7	8	Extra Ends	Total
C	1	AUT - Austria		0	0	3	0	0	0	X	X		3
	1	FIN - Finland	*	5	2	0	3	2	1	X	X		13

**AUT - Austria**

F	AUGUSTIN Hannah
M	REICHEL Martin

**FIN - Finland**

F	IMMONEN Lotta
M	SIPILA Markus

**Last Stone Draw**

	Distance
☉ REICHEL Martin	60.6cm
☽ AUGUSTIN Hannah	126.5cm
<b>Total</b>	<b>187.1cm</b>

**Last Stone Draw**

	Distance
☉ IMMONEN Lotta	48.2cm
☽ SIPILA Markus	95.3cm
<b>Total</b>	<b>143.5cm</b>

Time remaining: 4 minutes 5 seconds

Time remaining: 6 minutes 41 seconds

Power Play: End 6

**Note:**  
Team members are identified as follows:  
F = Female, M = Male

**Legend:**

☐	Power Play	☉	Clockwise	☽	Counter-clockwise
LSFE(*)	Last Stone First End	X	Unplayed/unfinished end due to concession		



FRI 2 DEC 2022  
Start Time 17:15

Round Robin Session 1  
Group D - Sheet F

### Game Results

Sheet	Game	Team	LSFE	1	2	3	4	5	6	7	8	Extra Ends	Total
F	1	CRO - Croatia											L
	1	ESP - Spain	*										W

CRO - Croatia	
F	BESTAK Petra
M	PUFNIK Neven

ESP - Spain	
F	OTAEGI Oihane
M	UNANUE Mikel

Last Stone Draw		Distance
⌚	PUFNIK Neven	199.6cm
⌚	BESTAK Petra	199.6cm
<b>Total</b>		<b>399.2cm</b>

Last Stone Draw		Distance
⌚	UNANUE Mikel	25.0cm
⌚	OTAEGI Oihane	35.9cm
<b>Total</b>		<b>60.9cm</b>

Time remaining: 21 minutes 55 seconds

Time remaining: 22 minutes 0 seconds

CRO forfeited the game (a player was injured during end 1 and could not continue to play)

**Note:**  
Team members are identified as follows:  
F = Female, M = Male

**Legend:**  
 ⌚ Clockwise                      ⌚ Counter-clockwise                      L Loss  
 LSFE(\*) Last Stone First End                      W Win

## Entry List by Country

As of THU 1 DEC 2022

<b>AUT - Austria</b>		<b>Group C</b>
F	AUGUSTIN Hannah	R
M	REICHEL Martin	R
C	SCHROEDER Bjoern (GER)	
O	-	

<b>CHN - China</b>		<b>Group A</b>
F	SU Tingyu	R
M	LI Menghua	R
C	LI Guangxu	
O	JIA Ye	

<b>CRO - Croatia</b>		<b>Group D</b>
F	BESTAK Petra	R
M	PUFNIK Neven	R
C	-	
O	-	

<b>ESP - Spain</b>		<b>Group D</b>
F	OTAEGI Oihane	R
M	UNANUE Mikel	R
C	WILLS David (CAN)	
O	-	

<b>FIN - Finland</b>		<b>Group C</b>
F	IMMONEN Lotta	R
M	SIPILA Markus	R
C	-	
O	-	

<b>FRA - France</b>		<b>Group A</b>
F	SHEVCHUK Kseniya	R
M	MERCIER Eddy	R
C	MERCIER Thierry	
O	-	

<b>GUY - Guyana</b>		<b>Group C</b>
F	HUSSAIN Farzana	R
M	HUSAIN Rayad	R
C	-	
O	-	

<b>HKG - Hong Kong</b>		<b>Group D</b>
F	HUNG Ling-Yue	R
M	CHANG Jason	R
C	COLLINS Rick (CAN)	
O	-	

<b>IND - India</b>		<b>Group A</b>
F	PATEL Richa	R
M	RAJU P. N.	R
C	-	
O	-	

<b>IRL - Ireland</b>		<b>Group B</b>
F	FYFE Alison	R
M	WILSON John	R
C	McCROSSAN Eoin	
O	-	

<b>KAZ - Kazakhstan</b>		<b>Group C</b>
F	KOLYKHALOVA Yekaterina	R
M	ZHUMAGOZHA Adil	R
C	HARDER Armin (CAN)	
NC	KIM Viktor	

<b>LAT - Latvia</b>		<b>Group B</b>
F	BARONE Daina	R
M	VEIDEMANIS Arnis	R
C	-	
O	ROMANAUSKA Agita	

<b>LTU - Lithuania</b>		<b>Group A</b>
F	JURKUTE Mintaute	R
M	RYMEIKIS Paulius	R
C	-	
O	-	

<b>MEX - Mexico</b>		<b>Group B</b>
F	PEREZ ANZURES Angelica	R
M	COHEN Ramy	R
C	GALLAUGHER Robbie (CAN)	
O	-	

<b>NED - Netherlands</b>		<b>Group B</b>
F	BOMAS Lisenka	R
M	GOESGENS Wouter	R
C	LEIBBRANDT Shari	
2C	BOMAS Bob	

<b>NGR - Nigeria</b>		<b>Group C</b>
F	COLE Susana	R
M	COLE T.J.	L
C	GUMLEY Vicky (GBR)	
O	-	

## Entry List by Country

As of THU 1 DEC 2022

<b>NZL - New Zealand</b>		<b>Group B</b>
F	SMITH Courtney	R
M	HOOD Anton	R
C	RAMSAY David (GBR)	
O	-	

<b>POL - Poland</b>		<b>Group B</b>
F	WALCZAK Adela	R
M	AUGUSTYNIAK Andrzej	R
C	-	
O	-	

<b>POR - Portugal</b>		<b>Group A</b>
F	GALE SEIXEIRO April	R
M	SEIXEIRO Steve	R
C	SIMPSON Fiona (GBR)	
O	RAFAEL Daniel	

<b>ROU - Romania</b>		<b>Group B</b>
F	TRAILA Iulia	R
M	COLIBAN Allen	R
C	-	
O	-	

<b>SLO - Slovenia</b>		<b>Group C</b>
F	JERE Lea	R
M	ZELINKA Gaber Bor	R
C	ZELINKA Urban	
O	-	

<b>SVK - Slovakia</b>		<b>Group D</b>
F	MAKOVNIKOVA Slavka	R
M	PITONAK Frantisek	R
C	-	
O	-	

<b>TPE - Chinese Taipei</b>		<b>Group A</b>
F	CHOU Amanda	L
M	LIU Brendon	R
C	LIN Ting-Li	
O	-	

<b>TUR - Türkiye</b>		<b>Group D</b>
F	YILDIZ Dilsat	R
M	CAKIR Bilal Omer	R
C	GULTEKIN Mehmet	
O	SEBIN Kenan	

<b>UKR - Ukraine</b>		<b>Group D</b>
F	KOTOVA Anastasiia	R
M	NIKOLOV Eduard	R
C	LILL Erkki (EST)	
O	KOCHYK Iryna	

<b>WAL - Wales</b>		<b>Group A</b>
F	BEEVER Laura	R
M	COOMBS Garry	R
C	POUGHER Richard	
O	-	

**Note:**

Team members are identified as follows:

**F** = Female, **M** = Male, **C** = Coach, **2C** = 2nd Team Coach, **NC** = National Coach, **T** = Translator, **O** = Team Official

**Legend:**

**L** Left-handed **R** Right-handed



## Competition Officials

As of THU 1 DEC 2022

Function	Name	Organisation
<b>WCF President:</b>	WELLING Beau	USA - United States
<b>WCF Head of Competitions:</b>	ROETHLISBERGER Eeva	SUI - Switzerland
<b>WCF Technical Delegates:</b>	MUTCH Laura	SCO - Scotland
<b>Chief Umpire:</b>	SCHLATTER Michael	SUI - Switzerland
<b>Deputy Chief Umpire:</b>	HUCKLE Anja	GER - Germany
<b>Game Umpires:</b>	BRODIE Harry	SCO - Scotland
	PATERSON Kaye	SCO - Scotland
	PATONAI Agnes	HUN - Hungary
	STEWART Jim	SCO - Scotland
<b>Chief Ice Technician:</b>	MUNRO George	SCO - Scotland
<b>Deputy Chief Ice Technician:</b>	SHAW Frazer	SCO - Scotland
<b>Chief Timer:</b>	YEATS Brian	SCO - Scotland
<b>Deputy Chief Timer:</b>	CATELIN Bruno	FRA - France

## Competition Schedule

As of THU 1 DEC 2022

Date	Start Time	Session	Sheet A	Sheet B	Sheet C	Sheet	Sheet	Sheet F
FRI 2 DEC	17:15	1	HKG - SVK	GUY - KAZ	AUT - FIN			CRO - ESP
	20:30	2	CHN - IND	NZL - IRL	POR - WAL	POL - NED	LTU - TPE	MEX - ROU
SAT 3 DEC	9:00	3	AUT - KAZ		UKR - TUR	SLO - NGR	CRO - SVK	
	12:30	4	LTU - WAL	NED - NZL	CHN - TPE	LAT - POL	POR - FRA	ROU - IRL
	16:00	5	NGR - FIN	ESP - UKR		GUY - AUT		TUR - HKG
	19:30	6	IND - POR	POL - ROU	WAL - FRA	MEX - IRL	CHN - LTU	LAT - NED
SUN 4 DEC	9:00	7	LAT - NZL	IND - FRA	POL - MEX	LTU - POR	NED - ROU	TPE - WAL
	12:30	8			KAZ - SLO	ESP - HKG	FIN - GUY	SVK - UKR
	16:00	9	IRL - POL	WAL - CHN	ROU - LAT	TPE - IND	NZL - MEX	FRA - LTU
	19:30	10	TUR - CRO	AUT - NGR	ESP - SVK	FIN - KAZ	HKG - UKR	GUY - SLO
MON 5 DEC	9:00	11	FRA - TPE	MEX - LAT	IRL - NED	ROU - NZL	WAL - IND	POR - CHN
	12:30	12		FIN - SLO	HKG - CRO		TUR - ESP	KAZ - NGR
	16:00	13	NED - MEX	TPE - POR	IND - LTU	FRA - CHN	IRL - LAT	NZL - POL
	19:30	14		SVK - TUR	NGR - GUY	UKR - CRO	SLO - AUT	
TUE 6 DEC	10:00	Play-off Games 1 - 4						
	15:00	Play-off Games 5 - 8						
WED 7 DEC	10:00	Play-off Games 9 - 10						

**Note:**

First named team in each game plays red-handled stones and wears dark coloured upper playing garments.  
Please check online for more details and the latest updates.